

EXHIBIT T-1

SHAKER HEIGHTS CITY SCHOOL DISTRICT

OFFICE OF THE TREASURER
15600 Parkland Drive
Shaker Heights, Ohio 44120
(216) 295-4317

Bryan C. Christman
Treasurer

FINANCIAL STATEMENTS JULY 2022

INDEX

<u>SECTION #</u>	<u>SECTION NAME</u>
1.	FINANCIAL AND MISCELLANEOUS BRIEFS
2.	CHARTS
3.	CONSOLIDATED INVESTMENT PORTFOLIO
4.	FINANCIAL SUMMARY FOR GENERAL FUND
5.	FINANCIAL REPORT BY BANK
6.	FINANCIAL REPORT BY FUND
7.	REVENUE ACCOUNT SUMMARY
8.	BUDGET ACCOUNT SUMMARY
9.	SUMMARY CHECK REGISTER – ALL CHECKS
10.	BOND ISSUE EXPENDITURE SUMMARY

1. FINANCIAL AND MISCELLANEOUS BRIEFS

**SHAKER HEIGHTS BOARD OF EDUCATION
SHAKER HEIGHTS, OHIO**

September 2, 2022

TO: Members, Shaker Heights Board of Education

FROM: Bryan C. Christman, Treasurer

SUBJECT: Financial and Miscellaneous Briefs

I. JULY 2022 FINANCIAL OVERVIEW

The revenue activity for the month and for the fiscal year-to-date July 2022 has been similar to the same reporting period for the prior year with the following exceptions:

- **Real Estate Taxes (RET)** were \$2.1 million or 30.8% less than prior YTD due to smaller advances received in F23 than F22;
- **Investment Earnings**, which were \$13,394 or 77.4% more than prior year, due to the increasing yield on our portfolio as the interest rates continue to rise in response to the Federal Reserve aggressive rate increase actions.
- **Other Local Revenues** were \$94,881 or 169.7% more than prior year which is primarily due to \$86,547 of property tax valuation settlement payments received in July 2022 vs none in July 2021.
- **State Foundation (SF)** revenues were \$15,707 or 1.2% less than prior year to date. Fiscal 2023 is the second year under the new State biennial budget's Ohio Fair School Funding plan;
- **Other State Revenues** were \$87,925 more than prior year, due to the receipt of the restricted portions of the State Foundation payments under the Ohio Fair School Funding plan incorporated into the biennial budget beginning in July 2021, that was not implemented and paid until January 2022. The categories include Student Wellness & Success Funds, English Language Learners, Career Tech Education, Gifted Supplement, and the Disadvantaged Pupil Impact Aid.
- **Federal Receipts** were \$3,718 or 84.8% less this fiscal YTD than last due to timing difference in payments received covering the last months of the prior school year as compared to a year ago.

Total Revenues were \$1.9 million or 23.5% less than prior year, the variance due primarily to the receipt of a \$2.1 million smaller tax advance in July of this year as compared to the prior year. **Total Expenditures** were \$123,147 or 1.5% more than prior YTD, the variance due to routine cost increases including salary adjustments due to steps, combined with timing differences in some of the various expense categories, including chargebacks to the ESSER II & III funds. In summary, the District's overall finances are on target with expectations at this time.

II. JULY 2022 FINANCIAL DETAIL REVIEW

- A. GENERAL FUND (As of July 31, 2022)** – Note: Budget comments have been excluded until the final budget is approved.

REVENUE

1. Real Estate & Public Utility Personal Taxes:

- \$2.1 million or 30.8% less Real Estate Taxes (RET) than prior YTD; and
- \$0 or 0.0% less Public Utility Personal Property Taxes (PUPPT) than prior YTD;
- Variance from prior year due to a \$2.1 million smaller tax advance and settlement in July of this fiscal year as compared to the prior fiscal year.

2. Investment Earnings:

- \$30,704 received this year;
- \$13,394 or 77.4% more than prior year;
- Increase due to the increasing yield on our portfolio as the interest rates continue to rise in response to the Federal Reserve aggressive rate increase actions.
- Cash-basis interest income varies month-to-month and year-to-year due to the varying maturity dates of the investment portfolio;
- At its July 27, 2022 meeting, the Committee decided to raise the target range for the federal funds rate to 2-1/4 to 2-1/2 percent and anticipates that ongoing increases in the target range will be appropriate. In addition, the Committee will continue reducing its holdings of Treasury securities and agency debt and agency mortgage-backed securities, as described in the Plans for Reducing the Size of the Federal Reserve's Balance Sheet that were issued in May. The Committee is strongly committed to returning inflation to its 2 percent objective.
- **The Federal Reserve is expected to again aggressively increase rates at their meeting later in September.**

We continue to monitor all aspects of our portfolio and the interest rate markets, in consultation with our investment advisor, the RedTree Investment Group.

Market Updates for July include:

- It was a busy July as we saw the Federal Reserve raise rates by 0.75% for the 2nd time in as many months.
- Inflation remains the focal point of investors and members of the Federal Reserve, there have been some signs of cooling but not enough to warrant a change in policy.
- Employment continues to be a strength of the economy.
- As of the most recent jobs report on 8/5/2022, all of the jobs lost from the COVID recession have been replaced.

Operating Portfolio activity summary comments for this month include:

- It was a busy July for investing and the portfolio yield continues to increase as securities are reinvested.
- The majority of securities we are currently purchasing are all above 3.00%.
- There is ample liquidity built into the portfolio to meet any withdrawal needs.

3. Other Local Revenue:

- \$94,881 or 169.7% more than prior year which is primarily due to \$86,547 of property tax valuation settlement payments received in July 2022 vs none in July 2021.

4. State Foundation:

- \$15,707 or 1.2% less than prior year;

- Fiscal 2023 is the second year under the new State biennial budget's Ohio Fair School Funding plan;
 - Normally, State Foundation payments are merely estimates until the ADM counts are finalized and adjusted starting in January.
5. **Homestead Exemption & Rollback (HERB):**
- No revenue for this category received in July of either year.
6. **Other State Revenue:**
- \$87,925 more than prior year, due to the receipt of the restricted portions of the State Foundation payments under the Ohio Fair School Funding plan incorporated into the biennial budget beginning in July 2021, that was not implemented and paid until January 2022. The categories include Student Wellness & Success Funds, English Language Learners, Career Tech Education, Gifted Supplement, and the Disadvantaged Pupil Impact Aid.
7. **Federal Receipts:**
- \$3,718 or 84.8% less receipts this fiscal YTD than last due to timing difference in payments received covering the last months of the prior school year as compared to a year ago.
8. **Total Revenue:**
- \$1.9 million or 23.5% less than prior year;
 - Variance due primarily to the receipt of a \$2.1 million smaller tax advance in July of this year as compared to the prior year.

EXPENDITURES

9. **Salaries & Wages:**
- Payrolls averaged \$2,539,665 YTD this year vs. \$2,464,225 for prior YTD, for a 3.1% increase from last year's payrolls for the same number of year-to-date pay dates;
 - Excluding sick leave severance payments, increase of 2.8% from prior year;
 - Overall change reflects cumulative effect of contractual and step increases, retirements and replacements that went into effect over the last 12 months as well as timing of supplemental contract payments; including
 - YTD total salaries and wages (including severance payments) are \$168,595 or 3.4% above prior year, different from above % due to timing of grant fund chargebacks;
 - Total salaries charged to the ESSER's Fund 507 amount to \$175,615 this FYTD;
 - Classified overtime paid in July 2022 was \$63,923 more than July 2021, while the cumulative YTD payments totaled \$63,923 more than the prior YTD;
 - Classified temporary wages this YTD are \$30,147 less than last YTD, while certified temporary wages this YTD are \$19,399 less than prior YTD, for a combined net \$49,546 less this YTD;
 - Sick leave severance payments increased by \$15,505 or 32.1% to \$63,862 through this YTD from \$48,357 for prior YTD;
 - Amount and timing of such payments vary from year to year depending on number of retirements.
10. **Fringe Benefits:**
- \$128,719 or 7.8% more than prior YTD.

11. Purchased Services:

- \$212,013 or 20.8% less than prior YTD, including \$11,675 more for utilities, \$362,605 less for out-of-district tuition, \$14,906 more for pupil transportation, \$149,783 more for repairs & maintenance, and \$25,772 less for all other purchased services.

12. Textbooks, Materials & Supplies:

- \$1,077 or 0.2% more than prior YTD.

13. Capital Outlay:

- \$25,043 or 31.4% less than prior YTD.

14. Other Expenses:

- \$11,726 or 6.5% more than prior YTD.

15. Transfers & Advances Out:

- \$-0- or 0.0% more than prior YTD.

16. Total Expenditures:

- \$123,147 or 1.5% more than prior YTD;
- Variance due to routine cost increases including salary adjustments due to steps, combined with timing differences in some of the various expense categories, including chargebacks to the ESSER II & III funds;
- Outstanding Encumbrances current month-end total of \$14.8 million, which includes \$4.3 million for Professional & Technical Services, \$1.7 million for Repairs & Maintenance, \$1.3 million for utilities, \$1.5 million for out-of-district tuition, \$1.0 million for Pupil Transportation; \$2.6 million for Textbooks, Materials & Supplies, and \$1.2 million for Capital Outlay, total \$1.5 million more than prior year, primarily due to timing of encumbrances and payments.
- Encumbrance variance primarily attributable to \$0.4 million increase in Professional & Technical Services; \$0.1 million increase in Repairs & Maintenance; \$0.2 million decrease in Out-of-District Tuition; \$0.8 million increase in Pupil Transportation; \$0.2 million decrease in Textbooks, Materials & Supplies; \$0.5 million increase in Capital Outlay; and \$0.1 million increase in Other Expenses.

B. CASH BALANCES

1. Cash Balance: Cash balance reflects an increase of \$2.7 million from that of one year ago. This is due to the \$4.7 million higher beginning of year balance, decreased by the \$2.0 million larger excess of expenditures over revenues (deficit) for the current YTD vs. the prior YTD.

2. Cash Deficits - Grant Funds: The following cash deficits are due to a delay in the receipt of state or federal fund cash requests from the State: Fund 401 - \$3,564; Fund 499 - \$1,721; Fund 507 - \$218,592; Fund 516 - \$98,072; Fund 551 - \$974; Fund 572 - \$38,767; Fund 587 - \$947; and Fund 590 - \$17,857.

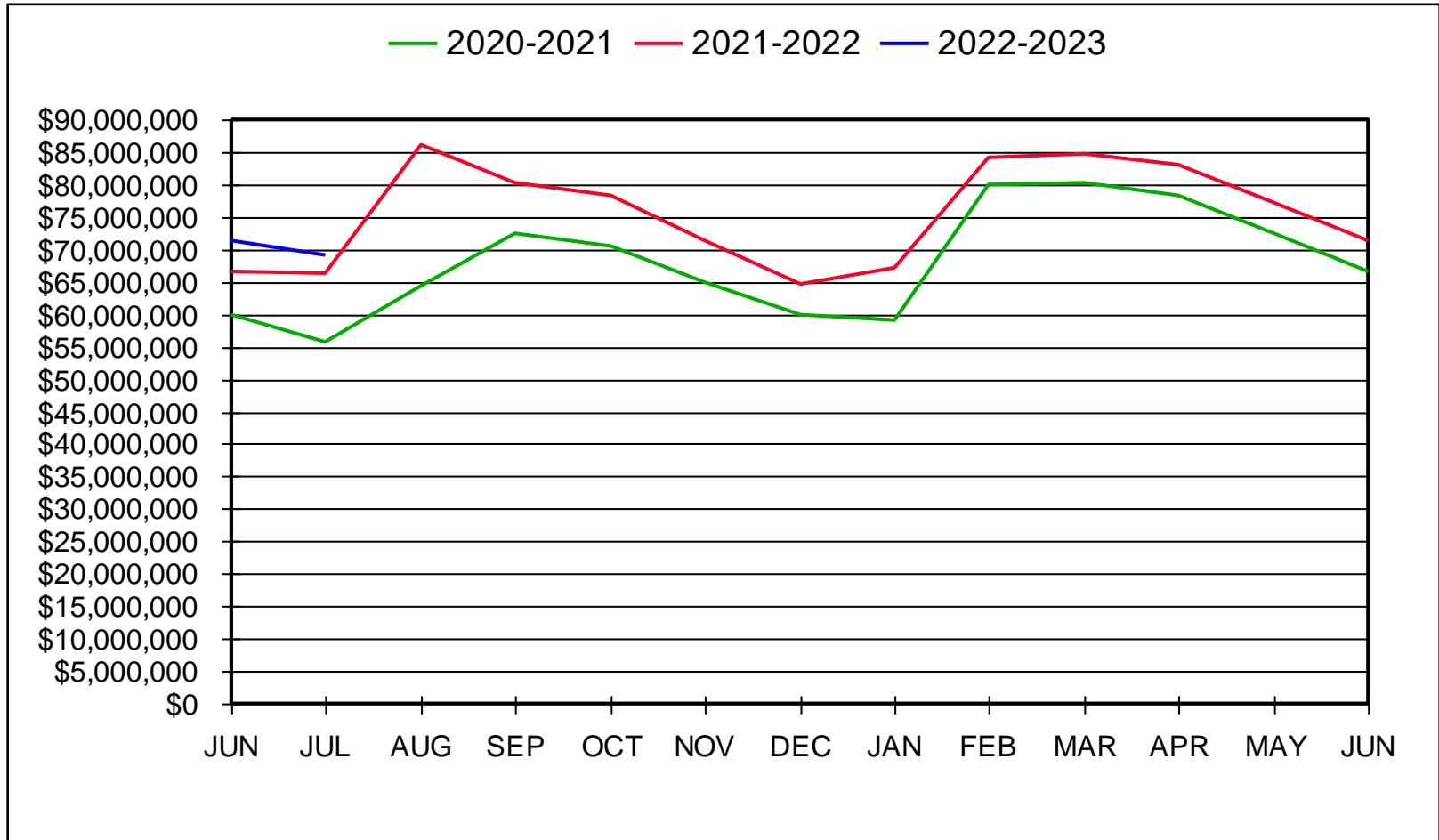
3. Cash Deficit – Other: The Fund 009 cash deficit of \$1,659 is due to the funding of the “stored value” purchasing cards used by classroom teachers in purchasing items for the classroom (the \$35 student activity fee collected at the start of school is the primary funding source for these expenditures).

C. OTHER ITEMS

- 1. Annual Financial Audit:** The annual financial audit process has begun. The process consists of two stages, including a conversion from cash basis to Generally Accepted Accounting Principles (GAAP) basis which will be performed by Julian & Grube, who has been appointed to replace Rea & Associates, and the audit of the financial statements and financial operations to be performed by James G. Zupka, CPA, Inc. (Zupka), now in their 3rd year of a 5-year contract. Julian & Grube has begun their work, while Zupka will begin their initial field work in late September or early October. We will update you on the status of the audit as it progresses.

2. CHARTS

SHAKER HEIGHTS CITY SCHOOL DISTRICT GENERAL FUND CASH BALANCE



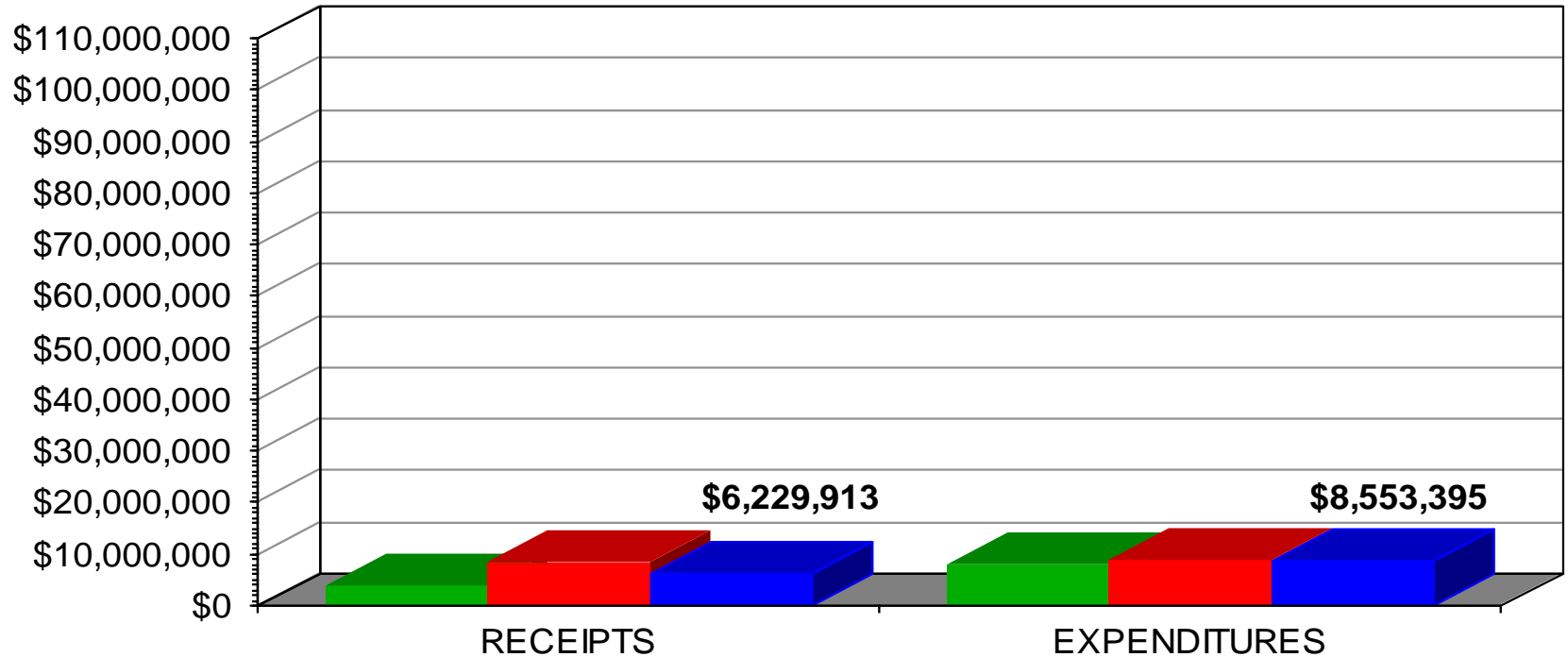
July 31, 2022

SHAKER HEIGHTS CITY SCHOOL DISTRICT

GENERAL FUND

(Fiscal Year to Date)

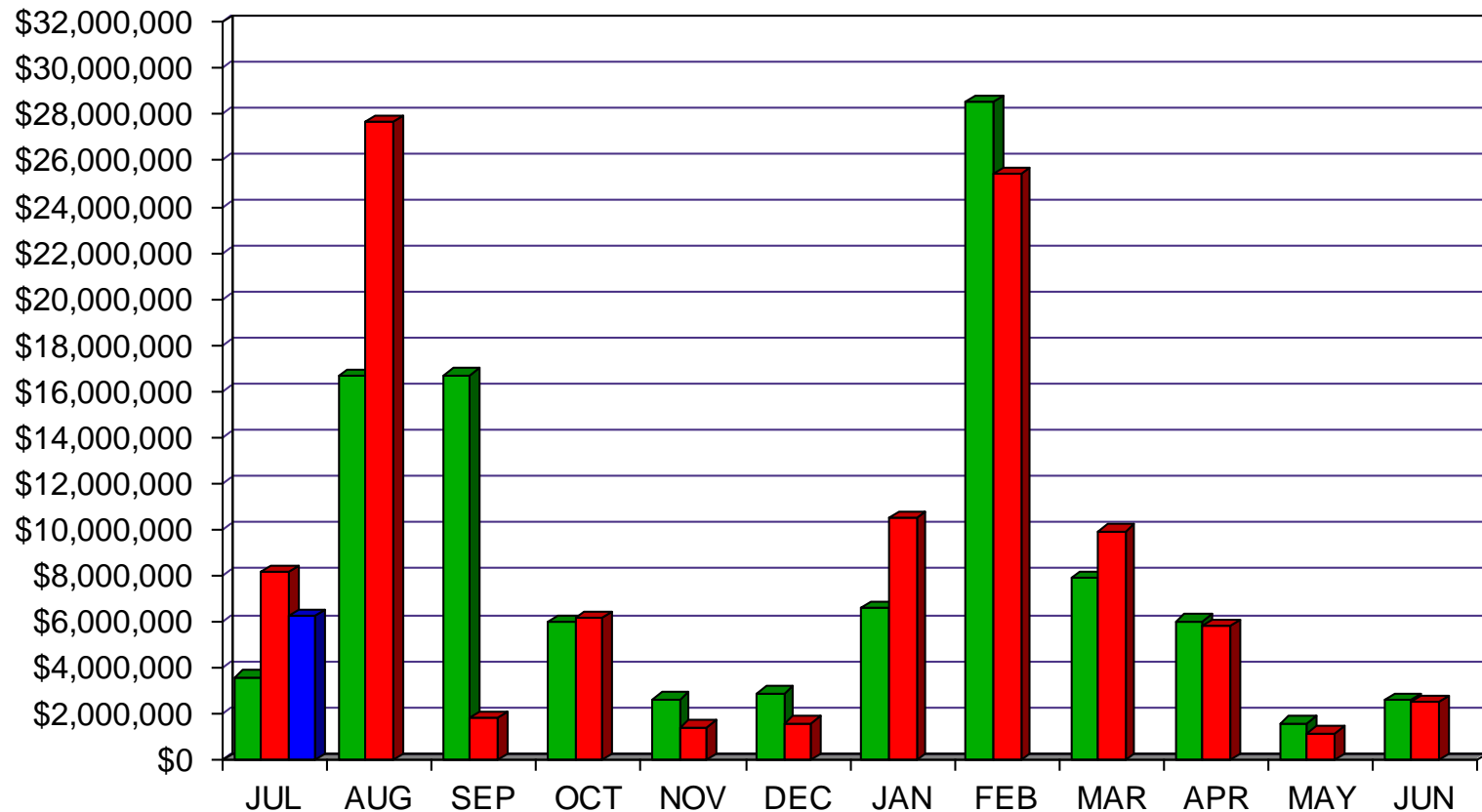
■ 2020-2021 ■ 2021-2022 ■ 2022-2023



July 31, 2022

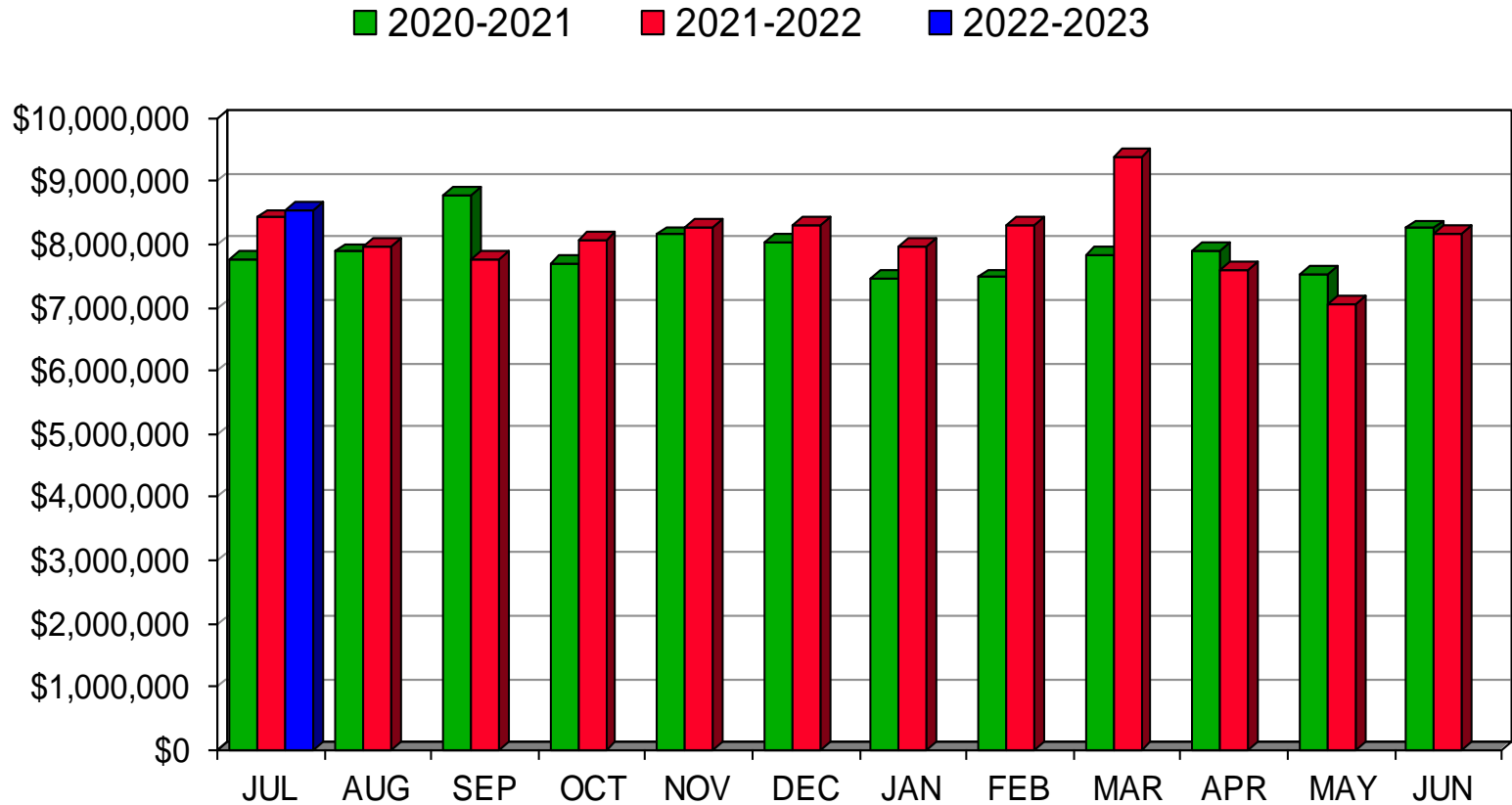
SHAKER HEIGHTS CITY SCHOOL DISTRICT GENERAL FUND RECEIPTS

■ 2020-2021 ■ 2021-2022 ■ 2022-2023



July 31, 2022

SHAKER HEIGHTS CITY SCHOOL DISTRICT GENERAL FUND EXPENDITURES



July 31, 2022

3. CONSOLIDATED INVESTMENT PORTFOLIO



	Total Investments	Average Yield	Average Maturity
RedTree Investment Account - Operations:			
U.S. Government Agency Notes	\$ 27,384,568.00	0.65%	2.37 yrs
Commercial Paper	\$ 31,021,558.73	1.66%	0.21 yrs
Certificates of Deposit	\$ 10,142,994.60	1.95%	1.22 yrs
Variable Rate U.S. Agency Notes	\$ 530,000.00	1.09%	3.52 yrs
U.S Treasury Notes	\$ 9,529,022.86	1.09%	1.54 yrs
Municipal Bonds	\$ 4,755,961.45	1.37%	2.17 yrs
Money Market Fund	\$ 15,762.73	1.97%	1 day
Total Portfolio	\$ 83,379,868.37	1.29%	1.31 yrs
Cash			
Star Ohio - General	\$ 550,842.26	2.07%	1 day
Huntington Operating	\$ 4,145,157.41	0.05%	1 day
Total Portfolio	\$ 88,075,868.04	1.23%	1.26 yrs



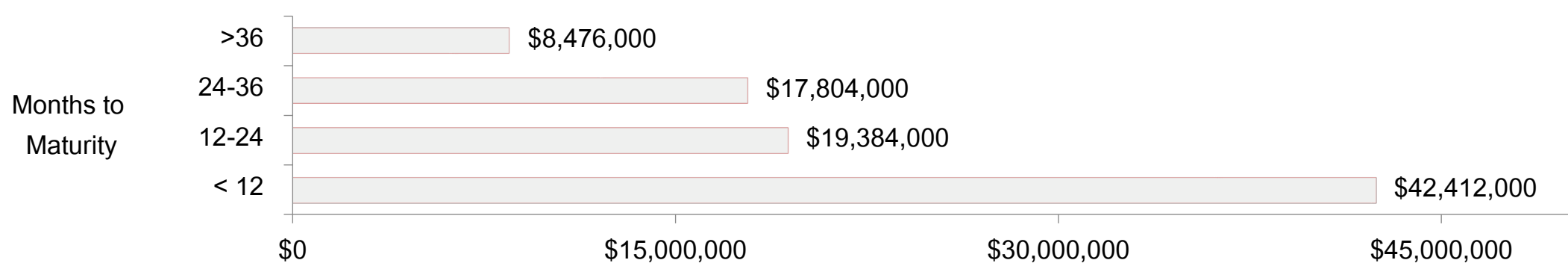
Market Update

- It was a busy July as we saw the Federal Reserve raise rates by 0.75% for the 2nd time in as many months.
- Inflation remains the focal point of investors and members of the Federal Reserve, there have been some signs of cooling but not enough to warrant a change in policy.
- Employment continues to be a strength of the economy
 - As of the most recent jobs report on 8/5/2022, all of the jobs lost from the COVID recession have been replaced.

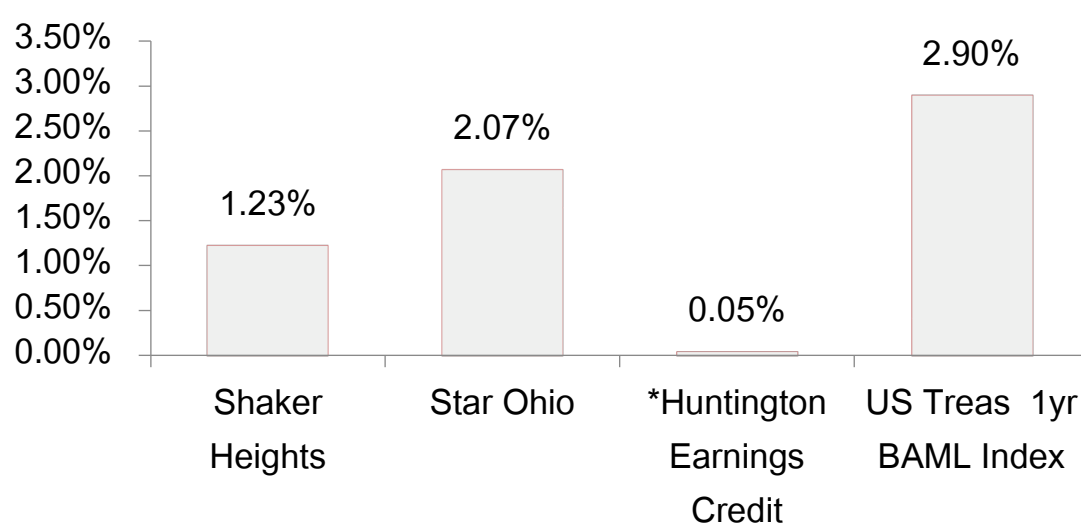
Operating Portfolio: Summary of Monthly Activity

- It was a busy July for investing and the portfolio yield continues to increase as securities are reinvested.
 - The majority of securities we are currently purchasing are all above 3.00%.
- There is ample liquidity built into the portfolio to meet any withdrawal needs.

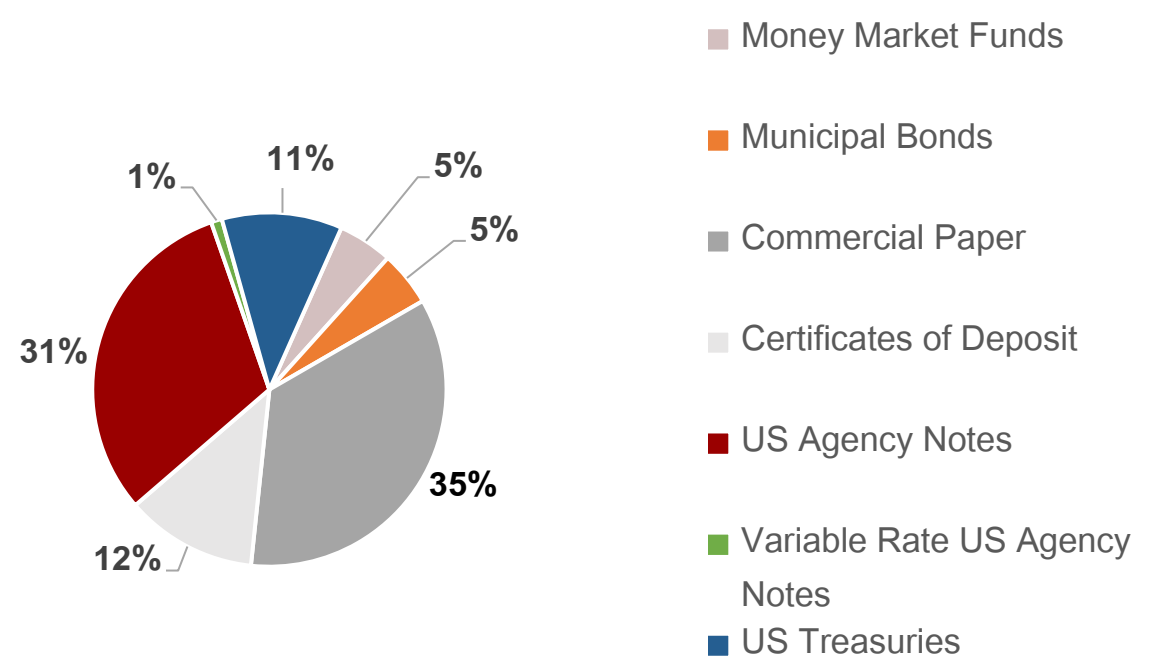
Maturity Distribution



Yield Comparison



Investment Allocation



*Earnings credit to offset bank charges; does not pay actual interest



**Shaker
Heights
Schools**

Monthly Transaction Summary

Operating Portfolio

July 31, 2022



REDTREE
INVESTMENT GROUP

Redeemed Securities : Sales, Calls, and Maturities

Security	Maturity Date	CUSIP	Date	Original Cost Basis	Income Received
Bank of Montreal (Maturity)	7/1/2022	06366HG19	7/1/2022	\$998,660.00	\$1,340.00
Societe Generale (Maturity)	7/1/2022	83369CG16	7/1/2022	\$1,078,542.00	\$1,458.00
Collateralized CP (JP Morgan) (Maturity)	7/5/2022	19424JG59	7/5/2022	\$997,104.17	\$2,895.83
NY Community Bank, NY (Maturity)	7/5/2022	649447TY5	7/5/2022	\$248,925.30	\$441.72
Collateralized CP (JP Morgan) (Maturity)	7/12/2022	19424JGC4	7/12/2022	\$299,488.25	\$511.75
Royal Bank of Canada (RBC) (Maturity)	7/13/2022	78015DGD6	7/13/2022	\$573,390.97	\$1,609.03
TD USA (Maturity)	7/18/2022	89119BGJ9	7/18/2022	\$803,671.75	\$1,328.25
US Treasury Bill (Maturity)	7/19/2022	912796X20	7/19/2022	\$1,995,967.22	\$4,032.78
Lloyds Bank (Maturity)	7/20/2022	53948BGL7	7/20/2022	\$799,253.33	\$746.67
Bank Hapoalim, NY (Maturity)	7/22/2022	06251A2B5	7/22/2022	\$249,000.00	\$308.69
Lloyds Bank (Maturity)	7/29/2022	53948BGV5	7/29/2022	\$1,796,395.50	\$3,604.50
Total Redeemed Securities				\$9,840,398.49	\$18,277.22

Purchased Securities

Security	Maturity Date	CUSIP	Date	Cost Basis	Projected Annual Income
Ally Bank, UT	7/7/2025	02007GUZ4	7/7/2022	\$244,448.75	\$7,962.50
Sallie Mae Bank, UT	7/8/2024	795451BP7	7/7/2022	\$244,755.00	\$8,085.00
Beal Bank, NV	7/10/2024	07371DCC9	7/13/2022	\$244,816.25	\$7,472.50
Natixis NY	11/17/2022	63873KLH8	7/21/2022	\$990,017.22	\$9,982.78
Bank of Montreal	1/18/2023	06369MNJ8	7/22/2022	\$983,150.00	\$16,850.00
Citigroup	2/1/2023	17327BP17	7/22/2022	\$981,138.89	\$18,861.11
Royal Bank of Canada (RBC)	4/11/2023	78009BRB0	7/22/2022	\$973,480.83	\$26,519.17
Federal Home Ln Mtg	7/25/2025	3134GXE34	7/25/2022	\$500,000.00	\$20,250.00
MUFG Bank	4/18/2023	62479MRJ4	7/25/2022	\$778,996.00	\$21,004.00
Mizuho Securities	1/20/2023	60689GNL6	7/25/2022	\$983,442.50	\$16,557.50
US Treasury Note	4/30/2024	91282CEK3	7/25/2022	\$493,378.91	\$12,500.00
Standard Chartered Bank	4/24/2023	85324URQ8	7/28/2022	\$486,350.00	\$13,650.00
Citigroup	4/25/2023	17327BRR8	7/29/2022	\$486,500.00	\$13,500.00
MUFG Bank	12/30/2022	62479MMW0	7/29/2022	\$508,060.38	\$6,939.62
Natixis NY	4/24/2023	63873KRQ2	7/29/2022	\$486,736.81	\$13,263.19
Royal Bank of Canada (RBC)	2/27/2023	78009BPT3	7/29/2022	\$490,030.42	\$9,969.58
Total Security Purchases				\$9,875,301.96	\$223,366.95

Interest Earnings Received

Asset Class	Total Income Received
Cash (Star Ohio/Huntington)	\$2,786.53
Money Market Funds	\$1,469.80
Certificates of Deposit	\$6,313.85
Commercial Paper	\$13,494.03
U.S. Treasury Bills	\$4,032.78
U.S. Treasury Notes	(\$2,921.20)
Municipal Bonds	\$3,250.00
U.S. Agency Notes	\$3,500.00
Total Interest Earnings for the period	\$31,925.79

Realized Gains and Losses

Security	CUSIP	Realized Gain/Loss
NY Community Bank, NY (Maturity)	649447TY5	\$74.70
Total Realized Gains and Losses for the period		\$74.70



RedTree Investment Group
Portfolio Holdings Report
Shaker Heights City Schools
US Bank Custodian Acct Ending x71036
July 31, 2022



Quantity	CUSIP	Security	Coupon	Maturity Date	Call Date	Trade Date	Cost Basis	Market Value	Yield at Cost	Wtd Maturity
U.S. GOVERNMENT AGENCY NOTES										
500,000	3130ANDP2	Federal Home Ln Bank	0.25	08-18-23	08-18-22	08-18-21	500,000.00	486,873.41	0.25	1.03
800,000	3133EMHL9	Federal Farm Credit Bank	0.31	11-30-23	08-15-22	08-23-21	800,000.00	771,731.02	0.31	1.31
1,000,000	3137EAF2	Federal Home Ln Mtg	0.25	12-04-23		04-13-21	998,770.00	964,671.30	0.30	1.32
1,000,000	3130AMT36	Federal Home Ln Bank	0.25	12-29-23	09-29-22	06-29-21	1,000,000.00	965,153.56	0.25	1.39
400,000	3130ALSG0	Federal Home Ln Bank	0.25	03-08-24		05-21-21	399,444.00	383,076.14	0.30	1.58
1,800,000	3130ALJ70	Federal Home Ln Bank	0.40	03-12-24	08-12-22	03-11-21	1,800,000.00	1,725,228.34	0.40	1.59
530,000	3130AN5N6	Federal Home Ln Bank	0.50	04-29-24	10-29-22	07-29-21	530,000.00	509,776.24	0.50	1.72
1,000,000	3133EMGF3	Federal Farm Credit Bank	0.35	05-16-24	08-15-22	11-19-20	998,250.00	955,088.49	0.40	1.76
2,000,000	3130ANMM9	Federal Home Ln Bank	0.54	08-26-24	08-26-22	08-26-21	2,000,154.00	1,910,945.00	0.54	2.03
1,000,000	3130AMFP2	Federal Home Ln Bank	0.50	08-27-24	08-27-22	05-26-21	1,000,000.00	955,252.52	0.50	2.04
1,000,000	3130AMQY1	Federal Home Ln Bank	0.50	09-23-24	09-23-22	06-23-21	1,000,000.00	950,952.07	0.50	2.10
525,000	3130ANX88	Federal Home Ln Bank	0.50	09-27-24	09-24-22	09-27-21	524,842.50	498,792.77	0.51	2.11
1,500,000	3130ALTH7	Federal Home Ln Bank	0.51	09-30-24	09-30-22	03-26-21	1,500,000.00	1,419,411.15	0.51	2.12
345,000	3130APH65	Federal Home Ln Bank	0.61	10-25-24	10-25-22	10-25-21	345,000.00	328,394.25	0.61	2.19
750,000	3130APQ81	Federal Home Ln Bank	1.00	11-08-24	08-08-22	11-08-21	750,000.00	715,409.29	1.00	2.21
1,000,000	3135G06E8	Federal Natl Mtg Assoc	0.42	11-18-24	11-18-22	11-18-20	998,250.00	941,579.01	0.46	2.25
1,000,000	3130AN5H9	Federal Home Ln Bank	0.70	01-22-25	10-22-22	07-22-21	1,000,000.00	941,885.70	0.70	2.42
1,500,000	3130ANP61	Federal Home Ln Bank	0.68	02-26-25	08-26-22	08-26-21	1,500,000.00	1,408,992.00	0.68	2.51
650,000	3133EMXS6	Federal Farm Credit Bank	0.72	04-28-25	08-15-22	08-26-21	650,000.00	613,138.24	0.72	2.68
850,000	3130ANAY6	Federal Home Ln Bank	0.70	04-29-25	10-29-22	07-29-21	849,872.50	796,437.38	0.70	2.68
1,200,000	3133ELC28	Federal Farm Credit Bank	0.73	05-27-25	08-15-22	08-31-21	1,200,000.00	1,125,690.10	0.73	2.75
400,000	3130ANTF7	Federal Home Ln Bank	0.70	06-16-25	09-16-22	09-16-21	400,000.00	374,655.80	0.70	2.81
500,000	3134GXE34	Federal Home Ln Mtg	4.05	07-25-25	08-25-22	07-25-22	500,000.00	500,090.60	4.05	2.78
1,400,000	3134GWZV1	Federal Home Ln Mtg	0.65	10-22-25	10-22-22	10-23-20	1,400,000.00	1,298,583.99	0.65	3.14
1,400,000	3130ALCV4	Federal Home Ln Bank	0.75	02-24-26	08-24-22	02-23-21	1,400,000.00	1,292,212.05	0.75	3.46
1,400,000	3130AKZ25	Federal Home Ln Bank	0.65	02-26-26	08-26-22	02-24-21	1,400,000.00	1,287,561.95	0.65	3.47
500,000	3130AMSS2	Federal Home Ln Bank	1.05	06-30-26	09-30-22	06-30-21	500,000.00	469,418.80	1.05	3.79
500,000	3130ANNP1	Federal Home Ln Bank	1.10	08-24-26	08-24-22	08-30-21	500,000.00	470,220.91	1.10	3.91
500,000	3130ANQD5	Federal Home Ln Bank	1.37	08-26-26	08-26-22	08-26-21	504,985.00	471,041.82	1.17	3.89
435,000	3130ANXU9	Federal Home Ln Bank	1.00	09-30-26	09-30-22	09-30-21	435,000.00	406,076.86	1.00	4.02
	Accrued Interest							47,935.60		
							27,384,568.00	25,986,276.38	0.65	2.37
VARIABLE RATE U.S. AGENCY NOTES										
530,000	3130ALKB9	Federal Home Ln Bank	0.75	03-17-26	09-17-22	03-17-21	530,000.00	500,028.81	1.09	3.52
	Accrued Interest							1,479.58		
							530,000.00	501,508.40	1.09	3.52
MUNICIPAL BONDS										
170,000	668571FC1	Northwood LSD, OH GO		07-15-23		09-01-20	165,061.50	164,451.20	1.05	0.93
300,000	531677PC0	Licking Heights LSD, OH GO	0.71	12-01-23		08-01-20	300,000.00	290,247.00	0.71	1.31
525,000	560058X61	Mahoning County, OH GO	2.00	12-01-23		09-14-20	545,795.25	526,538.25	0.75	1.31
100,000	715093HY9	Perrysburg EVSD, OH GO		12-01-23		03-16-22	97,154.00	95,700.00	1.72	1.28
430,000	960470NV0	Westlake CSD, OH GO	0.35	12-01-23		10-19-21	430,000.00	414,279.20	0.35	1.31
150,000	117529FE2	Bryan CSD, OH GO	2.00	01-01-24		10-05-20	157,071.00	150,759.00	0.53	1.39
475,000	199492R50	City of Columbus, OH GO	0.37	04-01-24		02-17-21	475,000.00	453,135.75	0.37	1.64
200,000	668571FD9	Northwood LSD, OH GO		07-15-24		09-01-20	190,886.00	186,726.00	1.24	1.83
210,000	530336DU7	Liberty Center LSD, OH GO		11-01-24		08-01-20	200,134.20	195,066.90	1.17	2.09
700,000	677581JB7	State of Ohio, OH REV	0.52	12-15-24		06-08-21	700,000.00	656,271.00	0.52	2.32
175,000	117529FF9	Bryan CSD, OH GO	2.00	01-01-25		10-05-20	184,859.50	175,647.50	0.65	2.35
1,310,000	199492Y94	City of Columbus, OH GO	3.12	04-01-26		05-17-22	1,310,000.00	1,306,043.80	3.12	3.42
	Accrued Interest							12,346.73		
							4,755,961.45	4,627,212.33	1.37	2.17
U.S. TREASURY NOTES										
1,000,000	91282CAX9	US Treasury Note	0.12	11-30-22		03-17-22	993,515.63	991,484.00	1.05	0.33
565,000	91282CBU4	US Treasury Note	0.12	03-31-23		07-13-21	564,095.12	554,516.42	0.22	0.66
945,000	91282CCU3	US Treasury Note	0.12	08-31-23		09-24-21	942,563.67	916,723.71	0.26	1.07

Disclosures:

RedTree's internal accounting system is used as the source of the market value of this account. Although obtained from a source believed to be reliable, we cannot guarantee its accuracy. You should review all account statements provided by the custodian and compare with the statements provided by RedTree.

Questions? Call 888.596.2293 or email info@redtreeinv.com



RedTree Investment Group
Portfolio Holdings Report
Shaker Heights City Schools
US Bank Custodian Acct Ending x71036
July 31, 2022



Quantity	CUSIP	Security	Coupon	Maturity Date	Call Date	Trade Date	Cost Basis	Market Value	Yield at Cost	Wtd Maturity
400,000	9128285U0	US Treasury Note	2.62	12-31-23		06-30-22	397,343.75	398,218.80	3.08	1.38
1,000,000	91282CBR1	US Treasury Note	0.25	03-15-24		08-09-21	997,929.69	957,383.00	0.33	1.60
400,000	91282CEG2	US Treasury Note	2.25	03-31-24		06-28-22	394,765.62	395,390.80	3.02	1.61
3,380,000	91282CBV2	US Treasury Note	0.37	04-15-24		06-30-21	3,375,432.81	3,236,086.36	0.42	1.68
500,000	91282CEK3	US Treasury Note	2.50	04-30-24		07-25-22	493,378.91	496,152.50	3.28	1.69
350,000	91282CEX5	US Treasury Note	3.00	06-30-24		06-30-22	349,507.81	350,505.75	3.07	1.84
530,000	9128283D0	US Treasury Note	2.25	10-31-24		04-12-22	524,161.72	522,815.85	2.70	2.16
500,000	91282CCZ2	US Treasury Note	0.87	09-30-26		09-30-21	496,328.13	463,301.00	1.03	4.03
	Accrued Interest							18,121.47		
							9,529,022.86	9,300,699.66	1.09	1.54

CERTIFICATES OF DEPOSIT

249,000	29278TLC2	Enerbank USA, UT	1.70	09-13-22		09-13-19	247,879.50	248,820.72	1.86	0.12
247,000	05580ASH8	BMW Bank of North America, UT	1.85	09-20-22		09-16-19	246,382.50	246,835.50	1.94	0.14
248,000	511640AU8	Lakeland Bank, NJ	1.00	09-27-22		03-23-20	248,000.00	247,461.34	1.00	0.16
249,000	654062JK5	Nicolet National Bank, WI	0.90	09-27-22		03-23-20	249,000.00	248,430.29	0.90	0.16
249,000	27002YES1	EagleBank, MD	1.85	10-04-22		09-26-19	248,626.50	248,789.84	1.91	0.18
249,000	538036FR0	Live Oak Banking Co, NC	1.85	10-11-22		09-26-19	248,564.25	248,761.96	1.92	0.19
249,000	949495AA3	Wells Fargo Natl Bank West, NV	1.80	12-13-22		12-06-19	248,502.00	248,368.04	1.88	0.36
247,000	549104GU5	Luana Savings Bank, IA	2.25	12-21-22		06-11-19	246,814.75	246,745.10	2.27	0.39
246,000	88413QCH9	Third Federal Savings & Loan, OH	2.80	02-28-23		03-01-19	245,532.60	246,183.52	2.85	0.56
246,000	359899AE1	Fulton Bank, PA	2.85	03-07-23		02-22-19	245,569.50	246,244.52	2.90	0.59
249,000	20033AS23	Comenity Capital Bank, UT	2.85	03-15-23		03-04-19	248,564.25	249,236.30	2.91	0.61
248,000	063248KR8	Bank Leumi USA, NY	1.45	03-31-23		03-23-20	247,628.00	245,888.28	1.50	0.65
249,000	56065GAN8	MainStreet Bank, VA	0.25	03-31-23		03-25-21	248,962.65	244,891.50	0.26	0.66
246,000	61760AYA1	Morgan Stanley Private Bank, NY	2.75	04-04-23		03-26-19	245,508.00	246,014.27	2.80	0.66
249,000	03753XBM1	Apex Bank, TN	0.80	05-08-23		05-08-20	248,751.00	245,136.27	0.84	0.76
249,000	27004PBQ5	Eaglemark Savings Bank, NV	0.20	05-19-23		05-18-21	248,875.50	243,722.94	0.23	0.79
249,000	06426KBC1	Bank of New England, NH	2.55	05-23-23		05-06-19	248,526.90	248,366.29	2.61	0.79
249,000	32112UDW8	First Natl Bank of McGregor, TX	0.55	05-26-23		05-26-20	248,626.50	244,272.73	0.60	0.81
249,000	33847E4N4	Flagstar Bank FSB, MI	0.20	06-16-23		06-16-21	248,925.30	243,062.84	0.22	0.86
247,000	06654BCF6	Bankwell Bank, CT	0.50	07-03-23		06-30-20	246,938.25	241,350.12	0.51	0.91
249,000	47804GGU1	John Marshall Bank, VA	0.25	08-03-23		09-03-21	248,937.75	241,996.87	0.26	0.99
249,000	29367SJS4	Enterprise Bank & Trust, MO	1.80	11-08-23		10-23-19	249,000.00	244,807.34	1.81	1.24
249,000	15118RTE7	Celtic Bank, UT	1.80	12-27-23		12-13-19	248,937.75	244,241.36	1.81	1.37
249,000	59013KES1	Merrick Bank, UT	1.85	12-29-23		01-02-20	248,564.25	244,390.51	1.90	1.37
246,000	38148P5B9	Goldman Sachs Bank USA, NY	3.10	02-13-24		02-14-19	245,926.20	245,552.28	3.11	1.47
246,000	856285PG0	State Bank of India, NY	3.15	02-28-24		03-01-19	245,508.00	245,683.15	3.20	1.51
249,000	05465DAJ7	Axos Bank, CA	1.60	03-26-24		03-18-20	249,000.00	242,351.70	1.61	1.61
249,000	90348JJQ4	UBS Bank USA, UT	2.90	04-03-24		03-18-19	248,352.60	247,537.87	2.97	1.61
246,000	14042TAP2	Capital One Bank USA, Glen Allen, VA	2.65	05-22-24		05-21-19	244,856.10	243,198.80	2.75	1.74
246,000	254673J72	Discover Bank, DE	3.10	06-28-24		06-28-22	245,754.00	244,967.78	3.15	1.84
246,000	14042RSH5	Capital One, NA, Mclean, VA	3.30	07-01-24		06-29-22	245,754.00	245,865.68	3.35	1.84
245,000	795451BP7	Sallie Mae Bank, UT	3.30	07-08-24		07-07-22	244,755.00	244,840.75	3.34	1.86
245,000	07371DCC9	Beal Bank, NV	3.05	07-10-24		07-11-22	244,816.25	243,678.71	3.09	1.87
249,000	89235MLF6	Toyota Financial Savings Bank, NV	0.55	08-05-24		08-05-21	248,626.50	235,486.02	0.60	1.97
249,000	87165ET80	Synchrony Bank, UT	0.55	09-03-24		09-03-21	248,626.50	234,926.52	0.60	2.04
249,000	07815ABE6	Bell Bank, ND	1.10	03-26-25		03-23-20	249,000.00	234,352.08	1.10	2.57
249,000	694231AC5	Pacific Enterprise Bank, CA	1.15	03-31-25		03-23-20	248,875.50	234,602.82	1.16	2.58
246,000	02589AC34	American Express Nat'l Bank, UT	2.55	04-07-25		04-06-22	245,631.00	240,535.11	2.60	2.55

Disclosures:

RedTree's internal accounting system is used as the source of the market value of this account. Although obtained from a source believed to be reliable, we cannot guarantee its accuracy. You should review all account statements provided by the custodian and compare with the statements provided by RedTree.

Questions? Call 888.596.2293 or email info@redtreeinv.com



RedTree Investment Group
Portfolio Holdings Report
Shaker Heights City Schools
US Bank Custodian Acct Ending x71036
July 31, 2022



Quantity	CUSIP	Security	Coupon	Maturity Date	Call Date	Trade Date	Cost Basis	Market Value	Yield at Cost	Wtd Maturity
246,000	61690UH60	Morgan Stanley Bank, UT	3.10	05-12-25		05-11-22	245,631.00	243,854.39	3.15	2.63
246,000	06740KQS9	Barclay's Bank, DE	3.05	06-02-25		06-02-22	245,815.50	243,446.03	3.08	2.68
245,000	02007GUZ4	Ally Bank, UT	3.25	07-07-25		07-07-22	244,448.75	243,673.32	3.33	2.77
	Accrued Interest							32,751.98		
							10,142,994.60	10,051,323.47	1.95	1.22
COMMERCIAL PAPER										
2,000,000	17327BH16	Citigroup		08-01-22		11-04-21	1,995,800.00	1,999,616.00	0.28	0.00
500,000	63307MH10	National Bank of Canada		08-01-22		11-08-21	499,039.45	499,904.00	0.26	0.00
800,000	89233HH15	Toyota Motor Credit		08-01-22		11-04-21	798,380.00	799,850.40	0.27	0.00
2,000,000	62479MH55	MUFG Bank		08-05-22		11-12-21	1,996,157.78	1,999,100.00	0.26	0.01
1,000,000	63873KH59	Natixis NY		08-05-22		11-08-21	998,050.00	999,550.00	0.26	0.01
1,530,000	85324UHF3	Standard Chartered Bank		08-15-22		02-16-22	1,523,421.00	1,528,323.12	0.86	0.04
975,000	46640QHG9	JP Morgan		08-16-22		11-22-21	971,913.00	973,847.55	0.57	0.04
1,600,000	83369CHG2	Societe Generale		08-16-22		02-17-22	1,593,360.00	1,598,144.00	0.83	0.04
1,020,000	85324UHG1	Standard Chartered Bank		08-16-22		11-22-21	1,017,579.20	1,018,816.80	0.32	0.04
4,000,000	89119BHH2	TD USA		08-17-22		02-22-22	3,983,964.44	3,995,100.00	0.82	0.05
2,000,000	63307MHS1	National Bank of Canada		08-26-22		06-29-22	1,993,749.86	1,996,380.00	1.95	0.07
1,000,000	85324UJC8	Standard Chartered Bank		09-12-22		03-21-22	993,340.28	997,018.00	1.38	0.12
1,000,000	83369CK52	Societe Generale		10-05-22		03-21-22	991,475.00	995,238.00	1.56	0.18
260,000	85324UKM4	Standard Chartered Bank		10-21-22		01-26-22	258,741.89	258,412.96	0.65	0.23
500,000	60689GKT2	Mizuho Securities		10-27-22		06-29-22	495,791.67	496,512.50	2.55	0.24
1,500,000	53948BL98	Lloyds Bank		11-09-22		03-21-22	1,484,660.83	1,487,892.00	1.60	0.28
1,000,000	63873KLH8	Natixis NY		11-17-22		07-21-22	990,017.22	990,842.00	3.05	0.30
500,000	06369MLN1	Bank of Montreal		11-22-22		06-23-22	493,941.11	495,287.50	2.91	0.31
300,000	83369CLU6	Societe Generale		11-28-22		06-30-22	296,564.75	297,008.70	2.76	0.33
515,000	62479MMW0	MUFG Bank		12-30-22		07-29-22	508,060.38	508,176.76	3.19	0.42
1,000,000	06369MNJ8	Bank of Montreal		01-18-23		07-22-22	983,150.00	983,555.00	3.43	0.47
1,000,000	60689GNL6	Mizuho Securities		01-20-23		07-25-22	983,442.50	983,924.00	3.39	0.47
1,000,000	17327BP17	Citigroup		02-01-23		07-22-22	981,138.89	982,209.00	3.57	0.50
500,000	78009BPT3	Royal Bank of Canada (RBC)		02-27-23		07-29-22	490,030.42	489,480.00	3.44	0.57
500,000	78009BQQ8	Royal Bank of Canada (RBC)		03-24-23		06-30-22	487,725.42	488,080.00	3.39	0.64
1,000,000	78009BRB0	Royal Bank of Canada (RBC)		04-11-23		07-22-22	973,480.83	973,987.00	3.73	0.69
800,000	62479MRJ4	MUFG Bank		04-18-23		07-25-22	778,996.00	779,076.80	3.64	0.71
500,000	63873KRQ2	Natixis NY		04-24-23		07-29-22	486,736.81	486,479.00	3.65	0.72
500,000	85324URQ8	Standard Chartered Bank		04-24-23		07-28-22	486,350.00	486,116.50	3.74	0.72
500,000	17327BRR8	Citigroup		04-25-23		07-29-22	486,500.00	486,800.00	3.70	0.72
							31,021,558.73	31,074,727.60	1.66	0.21
MONEY MARKET FUND										
	USBMMF	First American Treasury Obligations Fund	1.97				15,762.73	15,762.73	1.97	
TOTAL PORTFOLIO							83,379,868.37	81,557,510.56	1.29	1.31

Disclosures:

RedTree's internal accounting system is used as the source of the market value of this account. Although obtained from a source believed to be reliable, we cannot guarantee its accuracy. You should review all account statements provided by the custodian and compare with the statements provided by RedTree.

Questions? Call 888.596.2293 or email info@redtreeinv.com

4. FINANCIAL SUMMARY FOR GENERAL FUND

Shaker Heights City School District
Financial Statement-General Fund
Fiscal Year Ending
June 30, 2023

	A	B	D	E	F	G	H	I	J	K	L	M	N
1				Month of July					Year-To-Date July				
2				<u>Actual F23</u>	<u>Actual F22</u>	<u>\$ Inc(Dec)</u>	<u>%Inc(Dec)</u>		<u>Actual F23</u>	<u>Actual F22</u>	<u>\$ Inc(Dec)</u>	<u>%Inc(Dec)</u>	
3		REVENUE:											
4		Real Estate Taxes		4,692,000	6,785,000	(\$2,093,000)	-30.8%		\$4,692,000	\$6,785,000	(\$2,093,000)	-30.8%	
5		Pers.Prop./Public Utility Taxes		0	0	0	#DIV/0!		\$0	\$0	0	#DIV/0!	
6		Investment Earnings		30,704	17,310	13,394	77.4%		\$30,704	\$17,310	13,394	77.4%	
7		Other Local		150,802	55,921	94,881	169.7%		150,802	55,921	94,881	169.7%	
8		State Foundation		1,267,817	1,283,524	(15,707)	-1.2%		1,267,817	1,283,524	(15,707)	-1.2%	
9		Homestead Exemption & RollBack		0	0	0	#DIV/0!		0	0	0	#DIV/0!	
10		Other State		87,925	0	87,925	#DIV/0!		87,925	0	87,925	#DIV/0!	
11		Federal-primarily Medicaid reimb.		665	4,383	(3,718)	-84.8%		665	4,383	(3,718)	-84.8%	
12		Transfers & Advances In		0	0	0	#DIV/0!		0	0	0	#DIV/0!	
13		TOTAL REVENUE		6,229,913	8,146,138	(1,916,225)	-23.5%		6,229,913	8,146,138	(1,916,225)	-23.5%	
14				0	0	0			0	0	0		
15		EXPENDITURES:											
16		Salaries & Wages		5,097,044	4,928,449	168,595	3.4%		5,097,044	4,928,449	168,595	3.4%	
17		Fringe Benefits:											
18		Health Insurance		877,900	787,983	89,917	11.4%		877,900	787,983	89,917	11.4%	
19		Retirement Expense		804,197	772,814	31,383	4.1%		804,197	772,814	31,383	4.1%	
20		All Other Fringes		90,157	82,738	7,419	9.0%		90,157	82,738	7,419	9.0%	
21		Total Fringe Benefits		1,772,254	1,643,535	128,719	7.8%		1,772,254	1,643,535	128,719	7.8%	
22		Purchased Services:		0	0				0	0			
23		Utilities		33,898	22,223	11,675	52.5%		33,898	22,223	11,675	52.5%	
24		Out-of-District Tuition		67,273	429,878	(362,605)	-84.4%		67,273	429,878	(362,605)	-84.4%	
25		Pupil Transportation		40,915	26,009	14,906	57.3%		40,915	26,009	14,906	57.3%	
26		Repairs & Maintenance		232,467	82,684	149,783	181.2%		232,467	82,684	149,783	181.2%	
27		All Other Purchased Services		434,938	460,710	(25,772)	-5.6%		434,938	460,710	(25,772)	-5.6%	
28		Total Purchased Services		809,491	1,021,504	(212,013)	-20.8%		809,491	1,021,504	(212,013)	-20.8%	
29		Textbooks, Materials & Supplies		578,541	577,464	1,077	0.2%		578,541	577,464	1,077	0.2%	
30		Capital Outlay		104,814	79,771	25,043	31.4%		104,814	79,771	25,043	31.4%	
31		Other-primarily Cty.Aud.&Treas.Fees		191,251	179,525	11,726	6.5%		191,251	179,525	11,726	6.5%	
32		Transfers & Advances Out		0	0	0	#DIV/0!		0	0	0	#DIV/0!	
33		TOTAL EXPENDITURES		8,553,395	8,430,248	123,147	1.5%		8,553,395	8,430,248	123,147	1.5%	
34				0	0	0			0	0	0		
35		Net Revenues/(Expenditures)		(2,323,482)	(284,110)	(2,039,372)	717.8%		(2,323,482)	(284,110)	(2,039,372)	717.8%	
36													
37		Cash, Beginning of Period		71,413,009	66,660,431	4,752,578	7.1%		71,413,009	66,660,431	4,752,578	7.1%	
38													
39		Cash, End of Month		69,089,527	66,376,321	2,713,206	4.1%		69,089,527	66,376,321	2,713,206	4.1%	
40				0	0	0			0	0	0		
41		Less O/S Encumbrances		14,838,063	13,305,365	1,532,698	11.5%		14,838,063	13,305,365	1,532,698	11.5%	
42		Less Budget Reserve		353,070	353,070	0	0.0%		353,070	353,070	0	0.0%	
43											0		
44		Fund Balance, End of Month		\$53,898,394	\$52,717,886	\$1,180,508	2.2%		\$53,898,394	\$52,717,886	\$1,180,508	2.2%	
45				0	0	0			0	0	0	0.0%	
46		Total General Obligation Debt Outstanding							33,840,000	36,510,000	0		
47													

5. FINANCIAL REPORT BY BANK

SHAKER HEIGHTS CITY SCHOOL DISTRICT FINANCIAL REPORT BY BANK

JULY 2022

	<u>BEGINNING OF YEAR BALANCE</u>	<u>RECEIPTS</u> <u>MTD</u>	<u>YTD</u>	<u>EXPENDITURES</u> <u>MTD</u>	<u>YTD</u>	<u>CURRENT FUND BALANCE</u>
HUNTINGTON	(\$1,625,724.24)	\$10,112,409.04	\$10,112,409.04	\$9,849,429.17	\$9,849,429.17	(\$1,362,744.37)
INVESTMENTS & OTHER DEPOSITS	89,537,480.83	(1,461,612.79)	(1,461,612.79)	0.00	0.00	88,075,868.04
Payroll Funding Transfer A/C -for 1st of next mth	2,699,191.38	(87,872.06)	(87,872.06)	0.00	0.00	2,611,319.32
GRAND TOTAL	\$90,610,947.97	\$8,562,924.19	\$8,562,924.19	\$9,849,429.17	\$9,849,429.17	\$89,324,442.99
	0.00	0.00	0.00	0.00	0.00	0.00

Note-HNB A/C is negative due to o/s cks that will be covered by transfers from the Inv.&OtherDeposits A/C in accordance with controlled disbursement feature of HNB A/C.

6. FINANCIAL REPORT BY FUND

EFINANCEPLUS
 DATE: 08/22/2022
 TIME: 16:35:42
 SELECTION CRITERIA : ALL

SHAKER HEIGHTS SCHOOLS
 OH Cash Position Report

PAGE NUMBER: 17

ACCOUNTING PERIOD : 1/23

FUND	SCC	DESCRIPTION BEGIN BALANCE	MTD RECEIPTS	FYTD RECEIPTS	MTD EXPENDITURES	FYTD EXPENDITURES	CURRENT FUND BALANCE	CURRENT ENCUMBRANCE	UNENCUMBERED FUND BALANCE
<hr/>									
001		71,413,008.81	6,229,913.01	6,229,913.01	8,553,395.04	8,553,395.04	69,089,526.78	14,838,063.09	54,251,463.69
002		5,749,169.82	362,000.00	362,000.00	0.00	0.00	6,111,169.82	20,000.00	6,091,169.82
003		4,589,612.02	109,000.00	109,000.00	0.00	0.00	4,698,612.02	0.00	4,698,612.02
004		507,685.19	67,949.47	67,949.47	114,768.75	114,768.75	460,865.91	5,330.01	455,535.90
006		821,310.94	1,439.99	1,439.99	61,723.90	61,723.90	761,027.03	629,254.09	131,772.94
007		62,498.43	0.00	0.00	30,720.00	30,720.00	31,778.43	0.00	31,778.43
009		374.50	605.45	605.45	2,639.10	2,639.10	-1,659.15	10,066.05	-11,725.20
011		204,175.11	0.00	0.00	0.00	0.00	204,175.11	3,822.00	200,353.11
014		134,343.61	846.00	846.00	2,074.09	2,074.09	133,115.52	7,472.29	125,643.23
018		201,129.22	2,806.41	2,806.41	48,237.51	48,237.51	155,698.12	21,174.65	134,523.47
020		24,841.51	15.00	15.00	0.00	0.00	24,856.51	0.00	24,856.51
022		1,957,633.56	50,136.14	50,136.14	-376,362.00	-376,362.00	2,384,131.70	0.00	2,384,131.70
024		4,101,929.26	1,077,924.09	1,077,924.09	1,444,733.43	1,444,733.43	3,735,119.92	27,080.00	3,708,039.92
027		396,540.25	0.00	0.00	0.00	0.00	396,540.25	0.00	396,540.25

EFINANCEPLUS
 DATE: 08/22/2022
 TIME: 16:35:42
 SELECTION CRITERIA : ALL

SHAKER HEIGHTS SCHOOLS
 OH Cash Position Report

PAGE NUMBER: 18

ACCOUNTING PERIOD : 1/23

FUND	SCC	DESCRIPTION BEGIN BALANCE	MTD RECEIPTS	FYTD RECEIPTS	MTD EXPENDITURES	FYTD EXPENDITURES	CURRENT FUND BALANCE	CURRENT ENCUMBRANCE	UNENCUMBERED FUND BALANCE
200		275,379.11	7,156.63	7,156.63	3,120.00	3,120.00	279,415.74	12,101.45	267,314.29
300		291,416.91	12,963.92	12,963.92	46,402.75	46,402.75	257,978.08	153,519.09	104,458.99
401		24,639.37	15.05	15.05	28,218.75	28,218.75	-3,564.33	6,075.09	-9,639.42
467		495,353.89	0.00	0.00	0.00	0.00	495,353.89	0.00	495,353.89
499		-1,720.84	1,720.84	1,720.84	1,720.84	1,720.84	-1,720.84	50,000.00	-51,720.84
507		-296,149.84	296,149.84	296,149.84	218,592.16	218,592.16	-218,592.16	136,389.47	-354,981.63
516		-169,296.92	169,296.92	169,296.92	98,072.47	98,072.47	-98,072.47	350.00	-98,422.47
551		-1,424.66	1,424.66	1,424.66	973.70	973.70	-973.70	0.00	-973.70
572		-112,661.60	112,661.60	112,661.60	38,766.79	38,766.79	-38,766.79	0.00	-38,766.79
584		-28,448.63	28,448.63	28,448.63	0.00	0.00	0.00	0.00	0.00
587		-1,899.56	1,899.56	1,899.56	946.94	946.94	-946.94	0.00	-946.94
590		-28,491.49	28,491.49	28,491.49	17,856.74	17,856.74	-17,856.74	6,391.00	-24,247.74
GRAND TOTALS:		90,610,947.97	8,562,864.70	8,562,864.70	10,336,600.96	10,336,600.96	88,837,211.71	15,927,088.28	72,910,123.43

7. REVENUE ACCOUNT SUMMARY

POWERSCHOOL
DATE: 08/22/2022
TIME: 16:22:15

SHAKER HEIGHTS CITY SCHOOLS
REVENUE STATUS REPORT

PAGE NUMBER: 1
REVSTA11

SELECTION CRITERIA: ALL
ACCOUNTING PERIOD: 1/23

SORTED BY: FUND/SCC,ACCOUNT
TOTALLED ON: FUND/SCC
PAGE BREAKS ON:

FUND/SCC-0010000 GENERAL

ACCOUNT - - - -	TITLE - - - -	BUDGET	PERIOD RECEIPTS	RECEIVABLES	YEAR TO DATE RECEIPTS	AVAILABLE BALANCE	YTD/ BUD
R1111	GENERAL PROPERTY TAX	.00	4,692,000.00	.00	4,692,000.00	-4,692,000.00	.00
R1190	OTHER LOCAL TAXES	.00	86,547.00	.00	86,547.00	-86,547.00	.00
R1219	MISC TUITION FROM PATRON	.00	296.65	.00	296.65	-296.65	.00
R1221	REGULAR DAY SCHOOL	.00	-4.09	.00	-4.09	4.09	.00
R1223	SPECIAL EDUCATION	.00	-14,044.99	.00	-14,044.99	14,044.99	.00
R1224	VOCATIONAL EDUCATION	.00	2,579.45	.00	2,579.45	-2,579.45	.00
R1410	INTEREST ON INVESTMENTS	.00	30,704.47	.00	30,704.47	-30,704.47	.00
R1730	SALE OF TEXTBOOKS	.00	1,456.20	.00	1,456.20	-1,456.20	.00
R1790	OTHR CLASSRM MATERIAL/FE	.00	255.00	.00	255.00	-255.00	.00
R1810	RENTALS	.00	13,431.00	.00	13,431.00	-13,431.00	.00
R1839	OTHER ENTITIES	.00	57,332.00	.00	57,332.00	-57,332.00	.00
R1860	FINES	.00	239.98	.00	239.98	-239.98	.00
R1890	OTHER MISC RECEIPTS	.00	2,713.83	.00	2,713.83	-2,713.83	.00
R3110	SCHOOL FNDTN BASIC ALLOW	.00	1,267,816.66	.00	1,267,816.66	-1,267,816.66	.00
R3211	POVERTY BASED ASSISTANCE	.00	20,085.65	.00	20,085.65	-20,085.65	.00
R3215	CAREER TECHNICAL EDUCATI	.00	2,870.68	.00	2,870.68	-2,870.68	.00
R3216	GIFTED EDUCATION	.00	18,726.60	.00	18,726.60	-18,726.60	.00
R3217	ENGLISH LEARNER FUNDING	.00	2,707.34	.00	2,707.34	-2,707.34	.00
R3218	STUDENT WELLNESS/SUCCESS	.00	43,534.27	.00	43,534.27	-43,534.27	.00
R4120	UNRSTRD GRANT AID-FED GO	.00	665.31	.00	665.31	-665.31	.00
TOTAL GENERAL		.00	6,229,913.01	.00	6,229,913.01	-6,229,913.01	.00
FUND/SCC-0020000 BOND RETIREMENT							
R1111	GENERAL PROPERTY TAX	.00	111,000.00	.00	111,000.00	-111,000.00	.00
TOTAL BOND RETIREMENT		.00	111,000.00	.00	111,000.00	-111,000.00	.00
FUND/SCC-0029400 BOND DEC 2017							
R1111	GENERAL PROPERTY TAX	.00	251,000.00	.00	251,000.00	-251,000.00	.00
TOTAL BOND DEC 2017		.00	251,000.00	.00	251,000.00	-251,000.00	.00
FUND/SCC-0030000 PERMANENT IMPROVEMENT							
R1111	GENERAL PROPERTY TAX	.00	109,000.00	.00	109,000.00	-109,000.00	.00
TOTAL PERMANENT IMPROVEMENT		.00	109,000.00	.00	109,000.00	-109,000.00	.00
FUND/SCC-0049150 BUILDING/NON-BOND ISSUE F							
R1933	SALE OF PERSONAL PROPERT	.00	67,949.47	.00	67,949.47	-67,949.47	.00
TOTAL BUILDING/NON-BOND ISSUE		.00	67,949.47	.00	67,949.47	-67,949.47	.00
FUND/SCC-0060000 FOOD SERVICES							
R1410	INTEREST ON INVESTMENTS	.00	1,174.09	.00	1,174.09	-1,174.09	.00
R1890	OTHER MISC RECEIPTS	.00	171.00	.00	171.00	-171.00	.00
TOTAL FOOD SERVICES		.00	1,345.09	.00	1,345.09	-1,345.09	.00
FUND/SCC-0069298 FOOD SERVICE - PREPAID -							
R1559	OTHER RECPT-SPECIAL FUNC	.00	94.90	.00	94.90	-94.90	.00

POWERSCHOOL
DATE: 08/22/2022
TIME: 16:22:15

SHAKER HEIGHTS CITY SCHOOLS
REVENUE STATUS REPORT

PAGE NUMBER: 2
REVSTA11

SELECTION CRITERIA: ALL
ACCOUNTING PERIOD: 1/23

SORTED BY: FUND/SCC,ACCOUNT
TOTALLED ON: FUND/SCC
PAGE BREAKS ON:

FUND/SCC-0069298 FOOD SERVICE - PREPAID -

ACCOUNT - - - - TITLE - - - - -	BUDGET	PERIOD RECEIPTS	RECEIVABLES	YEAR TO DATE RECEIPTS	AVAILABLE BALANCE	YTD/ BUD
TOTAL FOOD SERVICE - PREPAID	.00	94.90	.00	94.90	-94.90	.00
FUND/SCC-0099010 STORED VALUE CARDS - BLVD						
R1740 CLASS FEES	.00	70.00	.00	70.00	-70.00	.00
TOTAL STORED VALUE CARDS - BL	.00	70.00	.00	70.00	-70.00	.00
FUND/SCC-0099020 STORED VALUE CARDS - FERN						
R1740 CLASS FEES	.00	35.00	.00	35.00	-35.00	.00
TOTAL STORED VALUE CARDS - FE	.00	35.00	.00	35.00	-35.00	.00
FUND/SCC-0099080 STORED VALUE CARDS - ONAW						
R1740 CLASS FEES	.00	35.00	.00	35.00	-35.00	.00
TOTAL STORED VALUE CARDS - ON	.00	35.00	.00	35.00	-35.00	.00
FUND/SCC-0099110 STORED VALUE CARDS - WOOD						
R1740 CLASS FEES	.00	17.50	.00	17.50	-17.50	.00
TOTAL STORED VALUE CARDS - WO	.00	17.50	.00	17.50	-17.50	.00
FUND/SCC-0099217 MIDDLE SCHOOL SUPPLIES						
R1710 CLASSROOM SUPPLIES	.00	20.00	.00	20.00	-20.00	.00
TOTAL MIDDLE SCHOOL SUPPLIES	.00	20.00	.00	20.00	-20.00	.00
FUND/SCC-0099218 INSTRUCTIONAL FEES HIGH S						
R1710 CLASSROOM SUPPLIES	.00	427.95	.00	427.95	-427.95	.00
TOTAL INSTRUCTIONAL FEES HIGH	.00	427.95	.00	427.95	-427.95	.00
FUND/SCC-0149237 ROTARY-INTERNAL SERV OTHE						
R1631 ACADEMIC ORIENTED ACTIV	.00	675.00	.00	675.00	-675.00	.00
TOTAL ROTARY-INTERNAL SERV OT	.00	675.00	.00	675.00	-675.00	.00
FUND/SCC-0149241 TRANSCRIPT FEES						
R1626 PUBLIC SERVICE ACTIVITY	.00	171.00	.00	171.00	-171.00	.00
TOTAL TRANSCRIPT FEES	.00	171.00	.00	171.00	-171.00	.00
FUND/SCC-0189245 CHOIR/ORCH BOOSTER						
R1410 INTEREST ON INVESTMENTS	.00	15.54	.00	15.54	-15.54	.00
TOTAL CHOIR/ORCH BOOSTER	.00	15.54	.00	15.54	-15.54	.00
FUND/SCC-0189253 BAND BOOSTERS						
R1410 INTEREST ON INVESTMENTS	.00	11.41	.00	11.41	-11.41	.00
TOTAL BAND BOOSTERS	.00	11.41	.00	11.41	-11.41	.00
FUND/SCC-0189281 BOULEVARD						
R1410 INTEREST ON INVESTMENTS	.00	1.22	.00	1.22	-1.22	.00
TOTAL BOULEVARD	.00	1.22	.00	1.22	-1.22	.00

POWERSCHOOL
DATE: 08/22/2022
TIME: 16:22:15

SHAKER HEIGHTS CITY SCHOOLS
REVENUE STATUS REPORT

PAGE NUMBER: 3
REVSTA11

SELECTION CRITERIA: ALL
ACCOUNTING PERIOD: 1/23

SORTED BY: FUND/SCC,ACCOUNT
TOTALLED ON: FUND/SCC
PAGE BREAKS ON:

FUND/SCC-0189281 BOULEVARD

ACCOUNT - - - - TITLE - - - - -	BUDGET	PERIOD RECEIPTS	RECEIVABLES	YEAR TO DATE RECEIPTS	AVAILABLE BALANCE	YTD/ BUD
FUND/SCC-0189282 FERNWAY						
R1410 INTEREST ON INVESTMENTS	.00	4.33	.00	4.33	-4.33	.00
TOTAL FERNWAY	.00	4.33	.00	4.33	-4.33	.00
FUND/SCC-0189283 LOMOND						
R1410 INTEREST ON INVESTMENTS	.00	7.56	.00	7.56	-7.56	.00
TOTAL LOMOND	.00	7.56	.00	7.56	-7.56	.00
FUND/SCC-0189284 MERCER						
R1410 INTEREST ON INVESTMENTS	.00	1.96	.00	1.96	-1.96	.00
TOTAL MERCER	.00	1.96	.00	1.96	-1.96	.00
FUND/SCC-0189285 ONAWAY						
R1410 INTEREST ON INVESTMENTS	.00	8.90	.00	8.90	-8.90	.00
TOTAL ONAWAY	.00	8.90	.00	8.90	-8.90	.00
FUND/SCC-0189286 WOODBURY						
R1410 INTEREST ON INVESTMENTS	.00	.59	.00	.59	-.59	.00
TOTAL WOODBURY	.00	.59	.00	.59	-.59	.00
FUND/SCC-0189287 MIDDLE SCHOOL						
R1410 INTEREST ON INVESTMENTS	.00	14.31	.00	14.31	-14.31	.00
R1626 PUBLIC SERVICE ACTIVITY	.00	20.00	.00	20.00	-20.00	.00
R1631 ACADEMIC ORIENTED ACTIV	.00	-80.00	.00	-80.00	80.00	.00
R1740 CLASS FEES	.00	625.00	.00	625.00	-625.00	.00
TOTAL MIDDLE SCHOOL	.00	579.31	.00	579.31	-579.31	.00
FUND/SCC-0189288 HIGH SCHOOL						
R1410 INTEREST ON INVESTMENTS	.00	41.06	.00	41.06	-41.06	.00
R1631 ACADEMIC ORIENTED ACTIV	.00	63.75	.00	63.75	-63.75	.00
R1740 CLASS FEES	.00	1,110.00	.00	1,110.00	-1,110.00	.00
R1820 CONTRIBUT-PRIVATE SOURCE	.00	660.78	.00	660.78	-660.78	.00
TOTAL HIGH SCHOOL	.00	1,875.59	.00	1,875.59	-1,875.59	.00
FUND/SCC-0189289 PTO GRANTS - HIGH SCHOOL						
R1820 CONTRIBUT-PRIVATE SOURCE	.00	300.00	.00	300.00	-300.00	.00
TOTAL PTO GRANTS - HIGH SCHOO	.00	300.00	.00	300.00	-300.00	.00
FUND/SCC-0200000 SHAKER MERCHANDISE						
R1890 OTHER MISC RECEIPTS	.00	15.00	.00	15.00	-15.00	.00
TOTAL SHAKER MERCHANDISE	.00	15.00	.00	15.00	-15.00	.00
FUND/SCC-0229269 DEARBORN OPT LIFE INSUR						
R1839 OTHER ENTITIES	.00	4,433.87	.00	4,433.87	-4,433.87	.00

POWERSCHOOL
DATE: 08/22/2022
TIME: 16:22:15

SHAKER HEIGHTS CITY SCHOOLS
REVENUE STATUS REPORT

PAGE NUMBER: 4
REVSTA11

SELECTION CRITERIA: ALL
ACCOUNTING PERIOD: 1/23

SORTED BY: FUND/SCC,ACCOUNT
TOTALLED ON: FUND/SCC
PAGE BREAKS ON:

FUND/SCC-0229269 DEARBORN OPT LIFE INSUR

ACCOUNT - - - - TITLE - - - - -	BUDGET	PERIOD RECEIPTS	RECEIVABLES	YEAR TO DATE RECEIPTS	AVAILABLE BALANCE	YTD/ BUD
TOTAL DEARBORN OPT LIFE INSUR	.00	4,433.87	.00	4,433.87	-4,433.87	.00
FUND/SCC-0229290 ALLSTATE VOLUNTARY INSURA						
R1839 OTHER ENTITIES	.00	18,038.28	.00	18,038.28	-18,038.28	.00
TOTAL ALLSTATE VOLUNTARY INSU	.00	18,038.28	.00	18,038.28	-18,038.28	.00
FUND/SCC-0229291 LINCOLN NATIONAL LTD						
R1839 OTHER ENTITIES	.00	4,374.76	.00	4,374.76	-4,374.76	.00
TOTAL LINCOLN NATIONAL LTD	.00	4,374.76	.00	4,374.76	-4,374.76	.00
FUND/SCC-0229293 MEDICAL MUTUAL FLEX PLAN						
R1839 OTHER ENTITIES	.00	22,117.39	.00	22,117.39	-22,117.39	.00
TOTAL MEDICAL MUTUAL FLEX PLA	.00	22,117.39	.00	22,117.39	-22,117.39	.00
FUND/SCC-0229294 LEGAL SHIELD EMPLOYEE PD						
R1839 OTHER ENTITIES	.00	1,171.84	.00	1,171.84	-1,171.84	.00
TOTAL LEGAL SHIELD EMPLOYEE P	.00	1,171.84	.00	1,171.84	-1,171.84	.00
FUND/SCC-0240000 EMP. BEN/SELF INS.PRESCRI						
R1839 OTHER ENTITIES	.00	197,605.34	.00	197,605.34	-197,605.34	.00
TOTAL EMP. BEN/SELF INS.PRESC	.00	197,605.34	.00	197,605.34	-197,605.34	.00
FUND/SCC-0249261 EMP. BEN/SELF INS./DENTAL						
R1839 OTHER ENTITIES	.00	61,162.81	.00	61,162.81	-61,162.81	.00
TOTAL EMP. BEN/SELF INS./DENT	.00	61,162.81	.00	61,162.81	-61,162.81	.00
FUND/SCC-0249262 EMP. BEN/SELF INS./HEALTH						
R1839 OTHER ENTITIES	.00	813,127.86	.00	813,127.86	-813,127.86	.00
R1890 OTHER MISC RECEIPTS	.00	950.00	.00	950.00	-950.00	.00
TOTAL EMP. BEN/SELF INS./HEAL	.00	814,077.86	.00	814,077.86	-814,077.86	.00
FUND/SCC-0249270 DEARBORN LIFE INSURANCE						
R1839 OTHER ENTITIES	.00	5,078.08	.00	5,078.08	-5,078.08	.00
TOTAL DEARBORN LIFE INSURANCE	.00	5,078.08	.00	5,078.08	-5,078.08	.00
FUND/SCC-2009501 BOOKSTORE						
R1640 BOOKSTORE SALES	.00	40.00	.00	40.00	-40.00	.00
TOTAL BOOKSTORE	.00	40.00	.00	40.00	-40.00	.00
FUND/SCC-2009525 LATIN CLUB						
R1622 LANGUAGE ORIENTD ACTIVIT	.00	259.00	.00	259.00	-259.00	.00
TOTAL LATIN CLUB	.00	259.00	.00	259.00	-259.00	.00
FUND/SCC-2009531 INSTRUMENTAL						
R1634 MUSIC ORIENTED ACTIVITY	.00	3,691.00	.00	3,691.00	-3,691.00	.00

POWERSCHOOL
DATE: 08/22/2022
TIME: 16:22:15

SHAKER HEIGHTS CITY SCHOOLS
REVENUE STATUS REPORT

PAGE NUMBER: 5
REVSTA11

SELECTION CRITERIA: ALL
ACCOUNTING PERIOD: 1/23

SORTED BY: FUND/SCC,ACCOUNT
TOTALLED ON: FUND/SCC
PAGE BREAKS ON:

FUND/SCC-2009531 INSTRUMENTAL

ACCOUNT - - - - TITLE - - - - -	BUDGET	PERIOD RECEIPTS	RECEIVABLES	YEAR TO DATE RECEIPTS	AVAILABLE BALANCE	YTD/ BUD
TOTAL INSTRUMENTAL	.00	3,691.00	.00	3,691.00	-3,691.00	.00
FUND/SCC-2009534 RUGBY CLUB						
R1625 SPORT ORIENTED ACTIVITIE	.00	25.00	.00	25.00	-25.00	.00
TOTAL RUGBY CLUB	.00	25.00	.00	25.00	-25.00	.00
FUND/SCC-2009539 ECOLOGY CLUB						
R1820 CONTRIBUT-PRIVATE SOURCE	.00	101.57	.00	101.57	-101.57	.00
TOTAL ECOLOGY CLUB	.00	101.57	.00	101.57	-101.57	.00
FUND/SCC-2009545 HS STUDENT COUNCIL						
R1820 CONTRIBUT-PRIVATE SOURCE	.00	156.90	.00	156.90	-156.90	.00
TOTAL HS STUDENT COUNCIL	.00	156.90	.00	156.90	-156.90	.00
FUND/SCC-2009586 RAIDERETTES (STUDENT ACTI						
R1634 MUSIC ORIENTED ACTIVITY	.00	2,661.50	.00	2,661.50	-2,661.50	.00
TOTAL RAIDERETTES (STUDENT AC	.00	2,661.50	.00	2,661.50	-2,661.50	.00
FUND/SCC-2009603 CLASS OF 2022						
R1626 PUBLIC SERVICE ACTIVITY	.00	77.61	.00	77.61	-77.61	.00
TOTAL CLASS OF 2022	.00	77.61	.00	77.61	-77.61	.00
FUND/SCC-2009612 HS CLASS OF 2025						
R1820 CONTRIBUT-PRIVATE SOURCE	.00	144.05	.00	144.05	-144.05	.00
TOTAL HS CLASS OF 2025	.00	144.05	.00	144.05	-144.05	.00
FUND/SCC-3009608 GIRLS VOLLEYBALL FUND						
R1625 SPORT ORIENTED ACTIVITIE	.00	250.00	.00	250.00	-250.00	.00
TOTAL GIRLS VOLLEYBALL FUND	.00	250.00	.00	250.00	-250.00	.00
FUND/SCC-3009613 FOOTBALL FUNDRAISER						
R1635 SPORT ORIENTED ACTIVITIE	.00	50.00	.00	50.00	-50.00	.00
TOTAL FOOTBALL FUNDRAISER	.00	50.00	.00	50.00	-50.00	.00
FUND/SCC-3009614 BASKETBALL FUNDRAISER						
R1625 SPORT ORIENTED ACTIVITIE	.00	2,785.00	.00	2,785.00	-2,785.00	.00
TOTAL BASKETBALL FUNDRAISER	.00	2,785.00	.00	2,785.00	-2,785.00	.00
FUND/SCC-3009620 GIRLS CROSS COUNTRY FUND						
R1635 SPORT ORIENTED ACTIVITIE	.00	8,100.00	.00	8,100.00	-8,100.00	.00
R1890 OTHER MISC RECEIPTS	.00	1,778.92	.00	1,778.92	-1,778.92	.00
TOTAL GIRLS CROSS COUNTRY FUN	.00	9,878.92	.00	9,878.92	-9,878.92	.00
FUND/SCC-4019303 ST DOMINIC FY 23						
R1410 INTEREST ON INVESTMENTS	.00	15.05	.00	15.05	-15.05	.00

POWERSCHOOL
DATE: 08/22/2022
TIME: 16:22:15

SHAKER HEIGHTS CITY SCHOOLS
REVENUE STATUS REPORT

PAGE NUMBER: 6
REVSTA11

SELECTION CRITERIA: ALL
ACCOUNTING PERIOD: 1/23

SORTED BY: FUND/SCC,ACCOUNT
TOTALLED ON: FUND/SCC
PAGE BREAKS ON:

FUND/SCC-4019303 ST DOMINIC FY 23

ACCOUNT - - - - TITLE - - - - -	BUDGET	PERIOD RECEIPTS	RECEIVABLES	YEAR TO DATE RECEIPTS	AVAILABLE BALANCE	YTD/ BUD
TOTAL ST DOMINIC FY 23	.00	15.05	.00	15.05	-15.05	.00
FUND/SCC-4999022 PARENT MENTOR GRANT FY22						
R3219 OTHR RSTRD GRANT AID -OH	.00	1,720.84	.00	1,720.84	-1,720.84	.00
TOTAL PARENT MENTOR GRANT FY2	.00	1,720.84	.00	1,720.84	-1,720.84	.00
FUND/SCC-5079022 ESSER II						
R4220 RSTRD GRANT AID-FED GOV	.00	80,257.44	.00	80,257.44	-80,257.44	.00
TOTAL ESSER II	.00	80,257.44	.00	80,257.44	-80,257.44	.00
FUND/SCC-5079023 ARP ESSER						
R4220 RSTRD GRANT AID-FED GOV	.00	205,892.40	.00	205,892.40	-205,892.40	.00
TOTAL ARP ESSER	.00	205,892.40	.00	205,892.40	-205,892.40	.00
FUND/SCC-5079024 ARP HOMELESS						
R4220 RSTRD GRANT AID-FED GOV	.00	10,000.00	.00	10,000.00	-10,000.00	.00
TOTAL ARP HOMELESS	.00	10,000.00	.00	10,000.00	-10,000.00	.00
FUND/SCC-5169216 IDEA B FY22						
R4220 RSTRD GRANT AID-FED GOV	.00	169,296.92	.00	169,296.92	-169,296.92	.00
TOTAL IDEA B FY22	.00	169,296.92	.00	169,296.92	-169,296.92	.00
FUND/SCC-5519251 TITLE III LEP FY22						
R4220 RSTRD GRANT AID-FED GOV	.00	1,424.66	.00	1,424.66	-1,424.66	.00
TOTAL TITLE III LEP FY22	.00	1,424.66	.00	1,424.66	-1,424.66	.00
FUND/SCC-5729272 TITLE I FY22						
R4220 RSTRD GRANT AID-FED GOV	.00	109,504.13	.00	109,504.13	-109,504.13	.00
TOTAL TITLE I FY22	.00	109,504.13	.00	109,504.13	-109,504.13	.00
FUND/SCC-5729322 EOEY FY 22						
R4220 RSTRD GRANT AID-FED GOV	.00	3,157.47	.00	3,157.47	-3,157.47	.00
TOTAL EOEY FY 22	.00	3,157.47	.00	3,157.47	-3,157.47	.00
FUND/SCC-5849022 TITLE IV FY22						
R4220 RSTRD GRANT AID-FED GOV	.00	28,448.63	.00	28,448.63	-28,448.63	.00
TOTAL TITLE IV FY22	.00	28,448.63	.00	28,448.63	-28,448.63	.00
FUND/SCC-5879287 PRE-K SPEC ED GRANT FY22						
R4220 RSTRD GRANT AID-FED GOV	.00	1,899.56	.00	1,899.56	-1,899.56	.00
TOTAL PRE-K SPEC ED GRANT FY2	.00	1,899.56	.00	1,899.56	-1,899.56	.00
FUND/SCC-5909290 TITLE II FY22						
R4220 RSTRD GRANT AID-FED GOV	.00	28,491.49	.00	28,491.49	-28,491.49	.00
TOTAL TITLE II FY22	.00	28,491.49	.00	28,491.49	-28,491.49	.00

POWERSCHOOL
DATE: 08/22/2022
TIME: 16:22:15

SHAKER HEIGHTS CITY SCHOOLS
REVENUE STATUS REPORT

SELECTION CRITERIA: ALL
ACCOUNTING PERIOD: 1/23

SORTED BY: FUND/SCC,ACCOUNT
TOTALLED ON: FUND/SCC
PAGE BREAKS ON:

FUND/SCC-5909290 TITLE II FY22

ACCOUNT - - - - - TITLE - - - - -	BUDGET	PERIOD RECEIPTS	RECEIVABLES	YEAR TO DATE RECEIPTS	AVAILABLE BALANCE	YTD/ BUD
TOTAL REPORT	.00	8,562,864.70	.00	8,562,864.70	-8,562,864.70	.00

8. BUDGET ACCOUNT SUMMARY

POWERSCHOOL
DATE: 08/22/2022
TIME: 16:28:07

SHAKER HEIGHTS CITY SCHOOLS
EXPENDITURE STATUS REPORT

PAGE NUMBER: 1
EXPSTA11

SELECTION CRITERIA: ALL
ACCOUNTING PERIOD: 1/23

SORTED BY: FUND/SCC,1ST SUBTOTAL,ACCOUNT
TOTALED ON: FUND/SCC,1ST SUBTOTAL
PAGE BREAKS ON:

FUND/SCC-0010000 GENERAL
1ST SUBTOTAL-100 PERSONAL SERVICES

ACCOUNT	- - - - TITLE - - - -	BUDGET	PERIOD EXPENDITURES	ENCUMBRANCES OUTSTANDING	YEAR TO DATE EXP	AVAILABLE BALANCE	YTD/ BUD
111	REGULAR	.00	3,351,501.75	.00	3,351,501.75	-3,351,501.75	.00
112	TEMPORARY	.00	48,201.20	.00	48,201.20	-48,201.20	.00
113	SUPPLEMENTAL	.00	158,157.22	.00	158,157.22	-158,157.22	.00
121	SICK LEAVE	.00	92,126.10	.00	92,126.10	-92,126.10	.00
122	PERSONAL LEAVE	.00	35,063.62	.00	35,063.62	-35,063.62	.00
123	VACATION LEAVE	.00	31,531.65	.00	31,531.65	-31,531.65	.00
125	PROFESSIONAL LEAVE	.00	39,701.97	.00	39,701.97	-39,701.97	.00
132	TERMINATION BENEFIT	.00	31,592.87	.00	31,592.87	-31,592.87	.00
141	REGULAR	.00	909,109.79	.00	909,109.79	-909,109.79	.00
142	TEMPORARY	.00	12,358.35	.00	12,358.35	-12,358.35	.00
143	SUPPLEMENTAL	.00	55,002.90	.00	55,002.90	-55,002.90	.00
144	OVERTIME	.00	96,410.95	.00	96,410.95	-96,410.95	.00
149	OTHER NONCERTIFIED	.00	1,756.03	.00	1,756.03	-1,756.03	.00
151	SICK LEAVE	.00	45,246.75	.00	45,246.75	-45,246.75	.00
152	PERSONAL LEAVE	.00	11,944.25	.00	11,944.25	-11,944.25	.00
153	VACATION LEAVE	.00	114,341.63	.00	114,341.63	-114,341.63	.00
155	PROFESSIONAL LEAVE	.00	4,059.59	.00	4,059.59	-4,059.59	.00
159	OTHER NONCERTIFIED	.00	32,269.31	.00	32,269.31	-32,269.31	.00
169	OTHER NONCERTIFIED	.00	1,765.48	.00	1,765.48	-1,765.48	.00
172	STUDENT WORKERS	.00	6,396.60	.00	6,396.60	-6,396.60	.00
179	OTHER EMPLOYEES	.00	18,505.64	.00	18,505.64	-18,505.64	.00
	TOTAL PERSONAL SERVICES	.00	5,097,043.65	.00	5,097,043.65	-5,097,043.65	.00

1ST SUBTOTAL-200 EMPLOYEE RETIREMNT & INS.

211	STRS-EMPLOYER'S SHA	.00	534,427.66	.00	534,427.66	-534,427.66	.00
212	STRS-EMPLOYER'S SHA	.00	28,699.24	.00	28,699.24	-28,699.24	.00
213	SOCIAL SECURITY	.00	54,122.92	.00	54,122.92	-54,122.92	.00
221	SERS-EMPLOYER'S SHA	.00	206,066.72	.00	206,066.72	-206,066.72	.00
222	SERS-EMPLOYER'S SHA	.00	35,002.88	.00	35,002.88	-35,002.88	.00
223	SOCIAL SECURITY	.00	17,440.59	.00	17,440.59	-17,440.59	.00
231	TUITION REIMBURSEME	16,592.39	.00	16,592.39	.00	.00	100.00
232	UNIFORM/TOOLSREIMBU	13,113.29	2,752.12	46,620.76	2,752.12	-36,259.59	376.51
233	MEETING EXPENSE-SUP	1,012.50	11,089.35	29,672.50	11,089.35	-39,749.35	4025.86
241	MEDICAL/HOSPITALIZA	.00	459,339.56	.00	459,339.56	-459,339.56	.00
242	LIFE INSURANCE	.00	3,206.70	.00	3,206.70	-3,206.70	.00
243	DENTAL INSURANCE	.00	34,261.24	.00	34,261.24	-34,261.24	.00
249	CERTIFIED OTHER INS	.00	111,807.52	.00	111,807.52	-111,807.52	.00
251	MEDICAL/HOSPITALIZA	.00	206,774.48	.00	206,774.48	-206,774.48	.00
252	LIFE INSURANCE	.00	1,545.62	.00	1,545.62	-1,545.62	.00
253	DENTAL INSURANCE	.00	15,656.39	.00	15,656.39	-15,656.39	.00
259	NONCERTIFIED INS BE	.00	50,061.10	.00	50,061.10	-50,061.10	.00
281	UNEMPLOYMENT CERTIF	.00	.00	25,000.00	.00	-25,000.00	.00
282	UNEMPLOYMENT NON-CE	.00	.00	175,000.00	.00	-175,000.00	.00
	TOTAL EMPLOYEE RETIREMNT & IN	30,718.18	1,772,254.09	292,885.65	1,772,254.09	-2,034,421.56	6722.86

1ST SUBTOTAL-400 PURCHASED SERVICES

POWERSCHOOL
DATE: 08/22/2022
TIME: 16:28:07

SHAKER HEIGHTS CITY SCHOOLS
EXPENDITURE STATUS REPORT

PAGE NUMBER: 2
EXPSTA11

SELECTION CRITERIA: ALL
ACCOUNTING PERIOD: 1/23

SORTED BY: FUND/SCC,1ST SUBTOTAL,ACCOUNT
TOALED ON: FUND/SCC,1ST SUBTOTAL
PAGE BREAKS ON:

FUND/SCC-0010000 GENERAL
1ST SUBTOTAL-400 PURCHASED SERVICES

ACCOUNT	- - - - TITLE - - - -	BUDGET	PERIOD EXPENDITURES	ENCUMBRANCES OUTSTANDING	YEAR TO DATE EXP	AVAILABLE BALANCE	YTD/ BUD
411	INSTRUCTION SERVICE	75,407.50	.00	75,407.50	.00	.00	100.00
412	INSTRUCT. IMPROV. S	2,823.26	.00	2,823.26	.00	.00	100.00
413	HEALTH SERVICES	74,035.16	1,805.00	84,068.16	1,805.00	-11,838.00	115.99
414	STAFF SERVICES	.00	.00	1,232,500.00	.00	-1,232,500.00	.00
415	MANAGEMENT SERVICES	6,060.97	4,389.29	56,671.68	4,389.29	-55,000.00	1007.45
416	DATA PROCESSING SER	8,000.00	-5,670.00	71,275.00	-5,670.00	-57,605.00	820.06
417	STATISTICAL SERVICE	95,972.35	4,519.43	250,000.00	4,519.43	-158,547.08	265.20
418	PROF./LEGAL SERVICE	83,708.20	.00	715,958.20	.00	-632,250.00	855.30
419	OTHER PROF. & TECH.	737,356.38	176,040.32	1,813,238.32	176,040.32	-1,251,922.26	269.79
422	GARBAGE REMOVE & CL	4,487.88	6,179.46	71,040.90	6,179.46	-72,732.48	1720.64
423	REPAIRS & MAINTENAN	1,196,864.00	232,466.63	1,676,642.26	232,466.63	-712,244.89	159.51
424	PROPERTY INSURANCE	.00	194,949.00	.00	194,949.00	-194,949.00	.00
425	RENTALS	4,767.00	6,242.96	109,095.27	6,242.96	-110,571.23	2419.51
426	LEASE PURCHASE AGRE	964.79	10,336.25	107,370.54	10,336.25	-116,742.00	12200.25
431	CERTIFIED TRAVEL RE	1,082.76	.00	2,250.20	.00	-1,167.44	207.82
432	CERTIFIED MEETING E	3,544.39	17,704.74	13,043.88	17,704.74	-27,204.23	867.53
433	NONCERTIFIED TRAVEL	901.60	.00	421.60	.00	480.00	46.76
434	NONCERTIFIED MEETIN	2,161.00	3,045.86	13,304.00	3,045.86	-14,188.86	756.59
441	TELEPHONE SERVICE	38,040.25	12,661.10	211,599.87	12,661.10	-186,220.72	589.54
444	POSTAGE MACHINE REN	1,376.76	.00	1,376.76	.00	.00	100.00
445	MAIL/MESSENGER SERV	1,351.29	11.11	3,140.18	11.11	-1,800.00	233.21
446	ADVERTISING	950.00	.00	950.00	.00	.00	100.00
447	INTERNET ACCESS SER	.00	2,723.86	32,688.02	2,723.86	-35,411.88	.00
451	ELECTRICITY	.00	3,398.76	631,601.24	3,398.76	-635,000.00	.00
452	WATER AND SEWAGE	.00	27,702.00	306,298.00	27,702.00	-334,000.00	.00
453	GAS	1,000.00	2,796.94	403,203.06	2,796.94	-405,000.00	40600.00
461	PRINTING AND BINDIN	1,807.32	.00	1,807.32	.00	.00	100.00
471	TUITION PD. OTHER O	16,600.00	.00	16,600.00	.00	.00	100.00
475	SPEC ED PMNT WITHIN	586,869.73	46,015.86	1,258,041.57	46,015.86	-717,187.70	222.21
476	PAYMNT UNDER A VOC.	242,129.59	21,257.46	242,129.59	21,257.46	-21,257.46	108.78
477	PAYMNT UNDER OPEN E	10,680.72	.00	10,680.72	.00	.00	100.00
483	TRANSP. FROM OTHER	75,149.00	40,915.06	1,004,098.50	40,915.06	-969,864.56	1390.59
	TOTAL PURCHASED SERVICES	3,274,091.90	809,491.09	10,419,325.60	809,491.09	-7,954,724.79	342.96
1ST SUBTOTAL-500 SUPPLIES AND MATERIALS							
511	CLASSROOM SUPPLIES	121,875.67	33,318.83	262,568.80	33,318.83	-174,011.96	242.78
512	OFFICE SUPPLIES	28,668.18	4,025.79	51,695.78	4,025.79	-27,053.39	194.37
514	HEALTH & HYGIENE SU	.00	.00	8,600.97	.00	-8,600.97	.00
516	SOFTWARE MATERIALS	44,857.45	72,280.16	198,827.38	72,280.16	-226,250.09	604.38
517	COMPUTER SUPPLIES	7,938.58	3,491.51	12,000.00	3,491.51	-7,552.93	195.14
519	OTHER GENERAL SUPPL	470,935.52	100,148.60	1,124,789.43	100,148.60	-754,002.51	260.11
521	NEW TEXTBOOKS	11,860.30	131,354.54	25,538.90	131,354.54	-145,033.14	1322.85
523	REBINDING TEXTBOOKS	1,500.00	.00	1,500.00	.00	.00	100.00
525	ELECTRON INSTRUC MA	5,462.50	125,107.20	196,668.45	125,107.20	-316,313.15	5890.63
531	NEW LIBRARY BOOKS	908.35	5,394.77	59,695.14	5,394.77	-64,181.56	7165.73
542	PERIODICALS	500.00	.00	3,750.50	.00	-3,250.50	750.10

POWERSCHOOL
DATE: 08/22/2022
TIME: 16:28:07

SHAKER HEIGHTS CITY SCHOOLS
EXPENDITURE STATUS REPORT

PAGE NUMBER: 3
EXPSTA11

SELECTION CRITERIA: ALL
ACCOUNTING PERIOD: 1/23

SORTED BY: FUND/SCC,1ST SUBTOTAL,ACCOUNT
TOTALD ON: FUND/SCC,1ST SUBTOTAL
PAGE BREAKS ON:

FUND/SCC-0010000 GENERAL
1ST SUBTOTAL-500 SUPPLIES AND MATERIALS

ACCOUNT	TITLE	BUDGET	PERIOD EXPENDITURES	ENCUMBRANCES OUTSTANDING	YEAR TO DATE EXP	AVAILABLE BALANCE	YTD/ BUD
546	SUBSCRIPTION SERVIC	.00	21,889.29	22,019.66	21,889.29	-43,908.95	.00
560	FOOD & MATERIALS	24.78	1,448.12	24.78	1,448.12	-1,448.12	5943.91
569	OTHER	50.00	42.75	50.00	42.75	-42.75	185.50
571	LAND	13,037.43	122.95	15,000.00	122.95	-2,085.52	116.00
572	BUILDINGS	9,742.45	28,857.99	80,614.38	28,857.99	-99,729.92	1123.66
573	EQUIPMENT AND FURNI	2,133.00	.00	633.00	.00	1,500.00	29.68
581	VEHICLE REPAIR PART	73,063.72	20,325.19	304,452.53	20,325.19	-251,714.00	444.51
582	FUEL	3,435.84	30,733.54	224,702.30	30,733.54	-252,000.00	7434.45
583	TIRES AND TUBES	4,678.37	.00	19,678.37	.00	-15,000.00	420.62
	TOTAL SUPPLIES AND MATERIALS	800,672.14	578,541.23	2,612,810.37	578,541.23	-2,390,679.46	398.58

1ST SUBTOTAL-600 CAPITAL OUTLAY							
620	BUILDINGS	17,114.29	.00	17,114.29	.00	.00	100.00
630	IMPROVEMENTS NON BU	657.00	29,690.12	657.00	29,690.12	-29,690.12	4619.04
640	EQUIPMENT	358,823.88	28,551.71	493,261.45	28,551.71	-162,989.28	145.42
644	TECHNICAL EQUIPMENT	72,741.34	46,572.57	58,565.78	46,572.57	-32,397.01	144.54
645	CAPITALIZED EQUIPME	49,264.00	.00	51,064.00	.00	-1,800.00	103.65
650	VEHICLES	59,094.63	.00	59,094.63	.00	.00	100.00
660	SCHOOL BUSES	520,799.00	.00	520,799.00	.00	.00	100.00
	TOTAL CAPITAL OUTLAY	1,078,494.14	104,814.40	1,200,556.15	104,814.40	-226,876.41	121.04

1ST SUBTOTAL-800 OTHER OBJECTS							
841	MEMBERSHIP-PROFESSI	957.00	5,457.63	22,591.87	5,457.63	-27,092.50	2930.98
843	AUDIT EXAMINATIONS	5,500.00	.00	41,700.00	.00	-36,200.00	758.18
848	BANK CHARGES	53,961.18	1,402.81	129,558.37	1,402.81	-77,000.00	242.70
849	OTHER DUES AND FEES	1,035.00	16,359.14	4,240.25	16,359.14	-19,564.39	1990.28
851	LIABILITY INSURANCE	20,000.00	168,031.00	20,000.00	168,031.00	-168,031.00	940.16
864	OUT OF COURT SETTLE	68,399.65	.00	88,399.65	.00	-20,000.00	129.24
869	OTHER JUDGMENTS	217.00	.00	217.00	.00	.00	100.00
870	TAXES AND ASSESMEN	1,404.18	.00	5,154.18	.00	-3,750.00	367.06
889	OTHER AWARDS AND PR	624.00	.00	624.00	.00	.00	100.00
	TOTAL OTHER OBJECTS	152,098.01	191,250.58	312,485.32	191,250.58	-351,637.89	331.19

TOTAL GENERAL	5,336,074.37	8,553,395.04	14,838,063.09	8,553,395.04	-18,055,383.76	438.36
---------------	--------------	--------------	---------------	--------------	----------------	--------

FUND/SCC-0020000 BOND RETIREMENT							
1ST SUBTOTAL-400 PURCHASED SERVICES							
418	PROF./LEGAL SERVICE	.00	.00	20,000.00	.00	-20,000.00	.00
	TOTAL PURCHASED SERVICES	.00	.00	20,000.00	.00	-20,000.00	.00
	TOTAL BOND RETIREMENT	.00	.00	20,000.00	.00	-20,000.00	.00

FUND/SCC-0049165 SSF - TECHNOLOGY PROJECTS							
1ST SUBTOTAL-600 CAPITAL OUTLAY							
644	TECHNICAL EQUIPMENT	2,046.26	.00	2,046.26	.00	.00	100.00
	TOTAL CAPITAL OUTLAY	2,046.26	.00	2,046.26	.00	.00	100.00

POWERSCHOOL
DATE: 08/22/2022
TIME: 16:28:07

SHAKER HEIGHTS CITY SCHOOLS
EXPENDITURE STATUS REPORT

PAGE NUMBER: 4
EXPSTA11

SELECTION CRITERIA: ALL
ACCOUNTING PERIOD: 1/23

SORTED BY: FUND/SCC,1ST SUBTOTAL,ACCOUNT
TOTALLED ON: FUND/SCC,1ST SUBTOTAL
PAGE BREAKS ON:

FUND/SCC-0049165 SSF - TECHNOLOGY PROJECTS
1ST SUBTOTAL-600 CAPITAL OUTLAY

ACCOUNT	TITLE	BUDGET	PERIOD EXPENDITURES	ENCUMBRANCES OUTSTANDING	YEAR TO DATE EXP	AVAILABLE BALANCE	YTD/ BUD
TOTAL SSF - TECHNOLOGY PROJEC		2,046.26	.00	2,046.26	.00	.00	100.00
FUND/SCC-0049167 SSF PROJECTS - RED & WHIT							
1ST SUBTOTAL-600 CAPITAL OUTLAY							
644	TECHNICAL EQUIPMENT	.00	.00	2,983.75	.00	-2,983.75	.00
TOTAL CAPITAL OUTLAY		.00	.00	2,983.75	.00	-2,983.75	.00
TOTAL SSF PROJECTS - RED & WH		.00	.00	2,983.75	.00	-2,983.75	.00
FUND/SCC-0049401 BANS FY18 \$9.9MM							
1ST SUBTOTAL-400 PURCHASED SERVICES							
415	MANAGEMENT SERVICES	.00	.00	300.00	.00	-300.00	.00
TOTAL PURCHASED SERVICES		.00	.00	300.00	.00	-300.00	.00
1ST SUBTOTAL-600 CAPITAL OUTLAY							
630	IMPROVEMENTS NON BU	.00	114,768.75	.00	114,768.75	-114,768.75	.00
TOTAL CAPITAL OUTLAY		.00	114,768.75	.00	114,768.75	-114,768.75	.00
TOTAL BANS FY18 \$9.9MM		.00	114,768.75	300.00	114,768.75	-115,068.75	.00
FUND/SCC-0060000 FOOD SERVICES							
1ST SUBTOTAL-400 PURCHASED SERVICES							
415	MANAGEMENT SERVICES	167,752.20	61,723.90	600,000.00	61,723.90	-493,971.70	394.47
419	OTHER PROF. & TECH.	.00	.00	2,000.00	.00	-2,000.00	.00
423	REPAIRS & MAINTENAN	743.19	.00	5,743.19	.00	-5,000.00	772.78
TOTAL PURCHASED SERVICES		168,495.39	61,723.90	607,743.19	61,723.90	-500,971.70	397.32
1ST SUBTOTAL-600 CAPITAL OUTLAY							
640	EQUIPMENT	18,535.90	.00	18,535.90	.00	.00	100.00
650	VEHICLES	2,830.00	.00	2,830.00	.00	.00	100.00
TOTAL CAPITAL OUTLAY		21,365.90	.00	21,365.90	.00	.00	100.00
1ST SUBTOTAL-800 OTHER OBJECTS							
849	OTHER DUES AND FEES	145.00	.00	145.00	.00	.00	100.00
TOTAL OTHER OBJECTS		145.00	.00	145.00	.00	.00	100.00
TOTAL FOOD SERVICES		190,006.29	61,723.90	629,254.09	61,723.90	-500,971.70	363.66
FUND/SCC-0079993 MHJ - EQUITY FOCUSED FY22							
1ST SUBTOTAL-400 PURCHASED SERVICES							
419	OTHER PROF. & TECH.	30,000.00	30,000.00	.00	30,000.00	.00	100.00
TOTAL PURCHASED SERVICES		30,000.00	30,000.00	.00	30,000.00	.00	100.00
TOTAL MHJ - EQUITY FOCUSED FY		30,000.00	30,000.00	.00	30,000.00	.00	100.00

POWERSCHOOL
DATE: 08/22/2022
TIME: 16:28:07

SHAKER HEIGHTS CITY SCHOOLS
EXPENDITURE STATUS REPORT

PAGE NUMBER: 5
EXPSTA11

SELECTION CRITERIA: ALL
ACCOUNTING PERIOD: 1/23

SORTED BY: FUND/SCC,1ST SUBTOTAL,ACCOUNT
TOTALED ON: FUND/SCC,1ST SUBTOTAL
PAGE BREAKS ON:

FUND/SCC-0079994 MHJ-MS LRNG GARD
1ST SUBTOTAL-500 SUPPLIES AND MATERIALS

ACCOUNT	- - - - TITLE - - - -	BUDGET	PERIOD EXPENDITURES	ENCUMBRANCES OUTSTANDING	YEAR TO DATE EXP	AVAILABLE BALANCE	YTD/ BUD
FUND/SCC-0079994 MHJ-MS LRNG GARD							
519	OTHER GENERAL SUPPL	.00	720.00	.00	720.00	-720.00	.00
	TOTAL SUPPLIES AND MATERIALS	.00	720.00	.00	720.00	-720.00	.00
	TOTAL MHJ-MS LRNG GARD	.00	720.00	.00	720.00	-720.00	.00
FUND/SCC-0099110 STORED VALUE CARDS - WOOD							
1ST SUBTOTAL-500 SUPPLIES AND MATERIALS							
511	CLASSROOM SUPPLIES	.00	.00	3,333.00	.00	-3,333.00	.00
	TOTAL SUPPLIES AND MATERIALS	.00	.00	3,333.00	.00	-3,333.00	.00
	TOTAL STORED VALUE CARDS - WO	.00	.00	3,333.00	.00	-3,333.00	.00
FUND/SCC-0099218 INSTRUCTIONAL FEES HIGH S							
1ST SUBTOTAL-500 SUPPLIES AND MATERIALS							
511	CLASSROOM SUPPLIES	.00	2,639.10	6,733.05	2,639.10	-9,372.15	.00
	TOTAL SUPPLIES AND MATERIALS	.00	2,639.10	6,733.05	2,639.10	-9,372.15	.00
	TOTAL INSTRUCTIONAL FEES HIGH	.00	2,639.10	6,733.05	2,639.10	-9,372.15	.00
FUND/SCC-0119231 SPECIAL TEST - AP							
1ST SUBTOTAL-500 SUPPLIES AND MATERIALS							
519	OTHER GENERAL SUPPL	3,822.00	.00	3,822.00	.00	.00	100.00
	TOTAL SUPPLIES AND MATERIALS	3,822.00	.00	3,822.00	.00	.00	100.00
	TOTAL SPECIAL TEST - AP	3,822.00	.00	3,822.00	.00	.00	100.00
FUND/SCC-0149235 GERMAN SUMMER TRAVEL							
1ST SUBTOTAL-400 PURCHASED SERVICES							
439	OTHER TRAV./MEET EX	.00	1,834.09	1,751.22	1,834.09	-3,585.31	.00
	TOTAL PURCHASED SERVICES	.00	1,834.09	1,751.22	1,834.09	-3,585.31	.00
	TOTAL GERMAN SUMMER TRAVEL	.00	1,834.09	1,751.22	1,834.09	-3,585.31	.00
FUND/SCC-0149237 ROTARY-INTERNAL SERV OTHE							
1ST SUBTOTAL-500 SUPPLIES AND MATERIALS							
519	OTHER GENERAL SUPPL	.00	240.00	.00	240.00	-240.00	.00
	TOTAL SUPPLIES AND MATERIALS	.00	240.00	.00	240.00	-240.00	.00
	TOTAL ROTARY-INTERNAL SERV OT	.00	240.00	.00	240.00	-240.00	.00
FUND/SCC-0149238 RTA TICKETS							
1ST SUBTOTAL-400 PURCHASED SERVICES							
483	TRANSP. FROM OTHER	.00	.00	4,462.50	.00	-4,462.50	.00
	TOTAL PURCHASED SERVICES	.00	.00	4,462.50	.00	-4,462.50	.00

POWERSCHOOL
DATE: 08/22/2022
TIME: 16:28:07

SHAKER HEIGHTS CITY SCHOOLS
EXPENDITURE STATUS REPORT

PAGE NUMBER: 6
EXPSTA11

SELECTION CRITERIA: ALL
ACCOUNTING PERIOD: 1/23

SORTED BY: FUND/SCC,1ST SUBTOTAL,ACCOUNT
TOALED ON: FUND/SCC,1ST SUBTOTAL
PAGE BREAKS ON:

FUND/SCC-0149238 RTA TICKETS
1ST SUBTOTAL-400 PURCHASED SERVICES

ACCOUNT	- - - - TITLE - - - -	BUDGET	PERIOD EXPENDITURES	ENCUMBRANCES OUTSTANDING	YEAR TO DATE EXP	AVAILABLE BALANCE	YTD/ BUD
TOTAL RTA TICKETS		.00	.00	4,462.50	.00	-4,462.50	.00
FUND/SCC-0149241	TRANSCRIPT FEES						
1ST SUBTOTAL-400	PURCHASED SERVICES						
419	OTHER PROF. & TECH.	.00	.00	1,258.57	.00	-1,258.57	.00
TOTAL PURCHASED SERVICES		.00	.00	1,258.57	.00	-1,258.57	.00
TOTAL TRANSCRIPT FEES		.00	.00	1,258.57	.00	-1,258.57	.00
FUND/SCC-0189257	WOODBURY 6TH GRADE CAMP						
1ST SUBTOTAL-500	SUPPLIES AND MATERIALS						
519	OTHER GENERAL SUPPL	42,000.00	43,692.31	.00	43,692.31	-1,692.31	104.03
TOTAL SUPPLIES AND MATERIALS		42,000.00	43,692.31	.00	43,692.31	-1,692.31	104.03
TOTAL WOODBURY 6TH GRADE CAMP		42,000.00	43,692.31	.00	43,692.31	-1,692.31	104.03
FUND/SCC-0189283	LOMOND						
1ST SUBTOTAL-500	SUPPLIES AND MATERIALS						
519	OTHER GENERAL SUPPL	150.00	348.25	150.00	348.25	-348.25	332.17
TOTAL SUPPLIES AND MATERIALS		150.00	348.25	150.00	348.25	-348.25	332.17
TOTAL LOMOND		150.00	348.25	150.00	348.25	-348.25	332.17
FUND/SCC-0189287	MIDDLE SCHOOL						
1ST SUBTOTAL-200	EMPLOYEE RETIREMNT & INS.						
233	MEETING EXPENSE-SUP	205.54	.00	205.54	.00	.00	100.00
TOTAL EMPLOYEE RETIREMNT & IN		205.54	.00	205.54	.00	.00	100.00
1ST SUBTOTAL-400	PURCHASED SERVICES						
419	OTHER PROF. & TECH.	2,201.44	.00	2,149.44	.00	52.00	97.64
TOTAL PURCHASED SERVICES		2,201.44	.00	2,149.44	.00	52.00	97.64
1ST SUBTOTAL-500	SUPPLIES AND MATERIALS						
519	OTHER GENERAL SUPPL	5,940.18	.00	5,940.18	.00	.00	100.00
TOTAL SUPPLIES AND MATERIALS		5,940.18	.00	5,940.18	.00	.00	100.00
TOTAL MIDDLE SCHOOL		8,347.16	.00	8,295.16	.00	52.00	99.38
FUND/SCC-0189288	HIGH SCHOOL						
1ST SUBTOTAL-500	SUPPLIES AND MATERIALS						
511	CLASSROOM SUPPLIES	286.21	4,351.66	1,906.49	4,351.66	-5,971.94	2186.56
519	OTHER GENERAL SUPPL	675.00	107.82	10,515.00	107.82	-9,947.82	1573.75
TOTAL SUPPLIES AND MATERIALS		961.21	4,459.48	12,421.49	4,459.48	-15,919.76	1756.22
TOTAL HIGH SCHOOL		961.21	4,459.48	12,421.49	4,459.48	-15,919.76	1756.22

POWERSCHOOL
DATE: 08/22/2022
TIME: 16:28:07

SHAKER HEIGHTS CITY SCHOOLS
EXPENDITURE STATUS REPORT

PAGE NUMBER: 7
EXPSTA11

SELECTION CRITERIA: ALL
ACCOUNTING PERIOD: 1/23

SORTED BY: FUND/SCC,1ST SUBTOTAL,ACCOUNT
TOTALLED ON: FUND/SCC,1ST SUBTOTAL
PAGE BREAKS ON:

FUND/SCC-0189289 PTO GRANTS - HIGH SCHOOL
1ST SUBTOTAL-500 SUPPLIES AND MATERIALS

ACCOUNT	- - - - TITLE - - - -	BUDGET	PERIOD EXPENDITURES	ENCUMBRANCES OUTSTANDING	YEAR TO DATE EXP	AVAILABLE BALANCE	YTD/ BUD
FUND/SCC-0189289	PTO GRANTS - HIGH SCHOOL						
511	CLASSROOM SUPPLIES	.00	-189.90	.00	-189.90	189.90	.00
519	OTHER GENERAL SUPPL	308.00	-72.63	308.00	-72.63	72.63	76.42
	TOTAL SUPPLIES AND MATERIALS	308.00	-262.53	308.00	-262.53	262.53	14.76
	TOTAL PTO GRANTS - HIGH SCHOO	308.00	-262.53	308.00	-262.53	262.53	14.76
FUND/SCC-0220000	STRS						
1ST SUBTOTAL-200	EMPLOYEE RETIREMNT & INS.						
211	STRS-EMPLOYER'S SHA	.00	-4,868.47	.00	-4,868.47	4,868.47	.00
	TOTAL EMPLOYEE RETIREMNT & IN	.00	-4,868.47	.00	-4,868.47	4,868.47	.00
	TOTAL STRS	.00	-4,868.47	.00	-4,868.47	4,868.47	.00
FUND/SCC-0229269	DEARBORN OPT LIFE INSUR						
1ST SUBTOTAL-200	EMPLOYEE RETIREMNT & INS.						
242	LIFE INSURANCE	.00	4,364.23	.00	4,364.23	-4,364.23	.00
	TOTAL EMPLOYEE RETIREMNT & IN	.00	4,364.23	.00	4,364.23	-4,364.23	.00
	TOTAL DEARBORN OPT LIFE INSUR	.00	4,364.23	.00	4,364.23	-4,364.23	.00
FUND/SCC-0229270	STRS PICKUP						
1ST SUBTOTAL-200	EMPLOYEE RETIREMNT & INS.						
212	STRS-EMPLOYER'S SHA	.00	.00	.00	.00	.00	.00
	TOTAL EMPLOYEE RETIREMNT & IN	.00	.00	.00	.00	.00	.00
	TOTAL STRS PICKUP	.00	.00	.00	.00	.00	.00
FUND/SCC-0229271	MEDICARE TAX						
1ST SUBTOTAL-200	EMPLOYEE RETIREMNT & INS.						
213	SOCIAL SECURITY	.00	.00	.00	.00	.00	.00
223	SOCIAL SECURITY	.00	.00	.00	.00	.00	.00
	TOTAL EMPLOYEE RETIREMNT & IN	.00	.00	.00	.00	.00	.00
	TOTAL MEDICARE TAX	.00	.00	.00	.00	.00	.00
FUND/SCC-0229272	SERS						
1ST SUBTOTAL-200	EMPLOYEE RETIREMNT & INS.						
221	SERS-EMPLOYER'S SHA	.00	11,964.43	.00	11,964.43	-11,964.43	.00
	TOTAL EMPLOYEE RETIREMNT & IN	.00	11,964.43	.00	11,964.43	-11,964.43	.00
	TOTAL SERS	.00	11,964.43	.00	11,964.43	-11,964.43	.00
FUND/SCC-0229273	SERS PICKUP						
1ST SUBTOTAL-200	EMPLOYEE RETIREMNT & INS.						
222	SERS-EMPLOYER'S SHA	.00	.00	.00	.00	.00	.00

POWERSCHOOL
DATE: 08/22/2022
TIME: 16:28:07

SHAKER HEIGHTS CITY SCHOOLS
EXPENDITURE STATUS REPORT

PAGE NUMBER: 8
EXPSTA11

SELECTION CRITERIA: ALL
ACCOUNTING PERIOD: 1/23

SORTED BY: FUND/SCC,1ST SUBTOTAL,ACCOUNT
TOTALLED ON: FUND/SCC,1ST SUBTOTAL
PAGE BREAKS ON:

FUND/SCC-0229273 SERS PICKUP
1ST SUBTOTAL-200 EMPLOYEE RETIREMNT & INS.

ACCOUNT	- - - - TITLE - - - -	BUDGET	PERIOD EXPENDITURES	ENCUMBRANCES OUTSTANDING	YEAR TO DATE EXP	AVAILABLE BALANCE	YTD/ BUD
TOTAL EMPLOYEE RETIREMNT & IN		.00	.00	.00	.00	.00	.00
TOTAL SERS PICKUP		.00	.00	.00	.00	.00	.00
FUND/SCC-0229290 ALLSTATE VOLUNTARY INSURA							
1ST SUBTOTAL-200 EMPLOYEE RETIREMNT & INS.							
242 LIFE INSURANCE		.00	17,829.72	.00	17,829.72	-17,829.72	.00
TOTAL EMPLOYEE RETIREMNT & IN		.00	17,829.72	.00	17,829.72	-17,829.72	.00
TOTAL ALLSTATE VOLUNTARY INSU		.00	17,829.72	.00	17,829.72	-17,829.72	.00
FUND/SCC-0229291 LINCOLN NATIONAL LTD							
1ST SUBTOTAL-200 EMPLOYEE RETIREMNT & INS.							
242 LIFE INSURANCE		.00	4,530.41	.00	4,530.41	-4,530.41	.00
TOTAL EMPLOYEE RETIREMNT & IN		.00	4,530.41	.00	4,530.41	-4,530.41	.00
TOTAL LINCOLN NATIONAL LTD		.00	4,530.41	.00	4,530.41	-4,530.41	.00
FUND/SCC-0229293 MEDICAL MUTUAL FLEX PLAN							
1ST SUBTOTAL-800 OTHER OBJECTS							
849 OTHER DUES AND FEES		.00	928.80	.00	928.80	-928.80	.00
859 OTHER INSURANCE		.00	17,989.74	.00	17,989.74	-17,989.74	.00
TOTAL OTHER OBJECTS		.00	18,918.54	.00	18,918.54	-18,918.54	.00
TOTAL MEDICAL MUTUAL FLEX PLA		.00	18,918.54	.00	18,918.54	-18,918.54	.00
FUND/SCC-0229294 LEGAL SHIELD EMPLOYEE PD							
1ST SUBTOTAL-200 EMPLOYEE RETIREMNT & INS.							
242 LIFE INSURANCE		.00	1,161.85	.00	1,161.85	-1,161.85	.00
TOTAL EMPLOYEE RETIREMNT & IN		.00	1,161.85	.00	1,161.85	-1,161.85	.00
TOTAL LEGAL SHIELD EMPLOYEE P		.00	1,161.85	.00	1,161.85	-1,161.85	.00
FUND/SCC-0229801 HATHAWAY BROWN-AGENCY							
1ST SUBTOTAL-100 PERSONAL SERVICES							
111 REGULAR		.00	13,489.84	.00	13,489.84	-13,489.84	.00
TOTAL PERSONAL SERVICES		.00	13,489.84	.00	13,489.84	-13,489.84	.00
1ST SUBTOTAL-200 EMPLOYEE RETIREMNT & INS.							
211 STRS-EMPLOYER'S SHA		.00	1,888.58	.00	1,888.58	-1,888.58	.00
213 SOCIAL SECURITY		.00	188.02	.00	188.02	-188.02	.00
241 MEDICAL/HOSPITALIZA		.00	2,648.08	.00	2,648.08	-2,648.08	.00
242 LIFE INSURANCE		.00	12.80	.00	12.80	-12.80	.00
243 DENTAL INSURANCE		.00	193.56	.00	193.56	-193.56	.00
249 CERTIFIED OTHER INS		.00	657.44	.00	657.44	-657.44	.00
TOTAL EMPLOYEE RETIREMNT & IN		.00	5,588.48	.00	5,588.48	-5,588.48	.00

POWERSCHOOL
DATE: 08/22/2022
TIME: 16:28:07

SHAKER HEIGHTS CITY SCHOOLS
EXPENDITURE STATUS REPORT

PAGE NUMBER: 9
EXPSTA11

SELECTION CRITERIA: ALL
ACCOUNTING PERIOD: 1/23

SORTED BY: FUND/SCC,1ST SUBTOTAL,ACCOUNT
TOTALLED ON: FUND/SCC,1ST SUBTOTAL
PAGE BREAKS ON:

FUND/SCC-0229801 HATHAWAY BROWN-AGENCY
1ST SUBTOTAL-200 EMPLOYEE RETIREMNT & INS.

ACCOUNT	TITLE	BUDGET	PERIOD EXPENDITURES	ENCUMBRANCES OUTSTANDING	YEAR TO DATE EXP	AVAILABLE BALANCE	YTD/ BUD
TOTAL HATHAWAY BROWN-AGENCY		.00	19,078.32	.00	19,078.32	-19,078.32	.00
FUND/SCC-0229802 LAUREL SCHOOL-AGENCY							
1ST SUBTOTAL-100 PERSONAL SERVICES							
111 REGULAR		.00	8,044.32	.00	8,044.32	-8,044.32	.00
TOTAL PERSONAL SERVICES		.00	8,044.32	.00	8,044.32	-8,044.32	.00
1ST SUBTOTAL-200 EMPLOYEE RETIREMNT & INS.							
211 STRS-EMPLOYER'S SHA		.00	1,126.20	.00	1,126.20	-1,126.20	.00
213 SOCIAL SECURITY		.00	112.86	.00	112.86	-112.86	.00
241 MEDICAL/HOSPITALIZA		.00	1,324.04	.00	1,324.04	-1,324.04	.00
242 LIFE INSURANCE		.00	6.40	.00	6.40	-6.40	.00
243 DENTAL INSURANCE		.00	96.78	.00	96.78	-96.78	.00
249 CERTIFIED OTHER INS		.00	328.72	.00	328.72	-328.72	.00
TOTAL EMPLOYEE RETIREMNT & IN		.00	2,995.00	.00	2,995.00	-2,995.00	.00
TOTAL LAUREL SCHOOL-AGENCY		.00	11,039.32	.00	11,039.32	-11,039.32	.00
FUND/SCC-0229804 GRANT HOLDING ACCOUNT							
1ST SUBTOTAL-500 SUPPLIES AND MATERIALS							
511 CLASSROOM SUPPLIES		.00	18,871.46	.00	18,871.46	-18,871.46	.00
TOTAL SUPPLIES AND MATERIALS		.00	18,871.46	.00	18,871.46	-18,871.46	.00
1ST SUBTOTAL-600 CAPITAL OUTLAY							
630 IMPROVEMENTS NON BU		.00	-114,768.75	.00	-114,768.75	114,768.75	.00
TOTAL CAPITAL OUTLAY		.00	-114,768.75	.00	-114,768.75	114,768.75	.00
1ST SUBTOTAL-800 OTHER OBJECTS							
856 BENEFITS AND CLAIMS		.00	-375,000.00	.00	-375,000.00	375,000.00	.00
TOTAL OTHER OBJECTS		.00	-375,000.00	.00	-375,000.00	375,000.00	.00
TOTAL GRANT HOLDING ACCOUNT		.00	-470,897.29	.00	-470,897.29	470,897.29	.00
FUND/SCC-0229806 UNIVERSITY SCHOOL-AGENCY							
1ST SUBTOTAL-100 PERSONAL SERVICES							
111 REGULAR		.00	7,591.84	.00	7,591.84	-7,591.84	.00
TOTAL PERSONAL SERVICES		.00	7,591.84	.00	7,591.84	-7,591.84	.00
1ST SUBTOTAL-200 EMPLOYEE RETIREMNT & INS.							
211 STRS-EMPLOYER'S SHA		.00	1,062.86	.00	1,062.86	-1,062.86	.00
213 SOCIAL SECURITY		.00	106.30	.00	106.30	-106.30	.00
241 MEDICAL/HOSPITALIZA		.00	1,324.04	.00	1,324.04	-1,324.04	.00
242 LIFE INSURANCE		.00	6.40	.00	6.40	-6.40	.00
243 DENTAL INSURANCE		.00	96.78	.00	96.78	-96.78	.00
249 CERTIFIED OTHER INS		.00	328.72	.00	328.72	-328.72	.00

POWERSCHOOL
DATE: 08/22/2022
TIME: 16:28:07

SHAKER HEIGHTS CITY SCHOOLS
EXPENDITURE STATUS REPORT

PAGE NUMBER: 10
EXPSTA11

SELECTION CRITERIA: ALL
ACCOUNTING PERIOD: 1/23

SORTED BY: FUND/SCC,1ST SUBTOTAL,ACCOUNT
TOTALLED ON: FUND/SCC,1ST SUBTOTAL
PAGE BREAKS ON:

FUND/SCC-0229806 UNIVERSITY SCHOOL-AGENCY
1ST SUBTOTAL-200 EMPLOYEE RETIREMNT & INS.

ACCOUNT	TITLE	BUDGET	PERIOD EXPENDITURES	ENCUMBRANCES OUTSTANDING	YEAR TO DATE EXP	AVAILABLE BALANCE	YTD/ BUD
TOTAL EMPLOYEE RETIREMNT & IN		.00	2,925.10	.00	2,925.10	-2,925.10	.00
TOTAL UNIVERSITY SCHOOL-AGENC		.00	10,516.94	.00	10,516.94	-10,516.94	.00
FUND/SCC-0240000 EMP. BEN/SELF INS.PRESCRI							
1ST SUBTOTAL-800 OTHER OBJECTS							
856 BENEFITS AND CLAIMS		.00	186,178.98	.00	186,178.98	-186,178.98	.00
TOTAL OTHER OBJECTS		.00	186,178.98	.00	186,178.98	-186,178.98	.00
TOTAL EMP. BEN/SELF INS.PRESC		.00	186,178.98	.00	186,178.98	-186,178.98	.00
FUND/SCC-0249261 EMP. BEN/SELF INS./DENTAL							
1ST SUBTOTAL-400 PURCHASED SERVICES							
491 THIRD PARTY ADMINIS		.00	2,476.08	.00	2,476.08	-2,476.08	.00
TOTAL PURCHASED SERVICES		.00	2,476.08	.00	2,476.08	-2,476.08	.00
1ST SUBTOTAL-800 OTHER OBJECTS							
856 BENEFITS AND CLAIMS		.00	65,026.23	.00	65,026.23	-65,026.23	.00
TOTAL OTHER OBJECTS		.00	65,026.23	.00	65,026.23	-65,026.23	.00
TOTAL EMP. BEN/SELF INS./DENT		.00	67,502.31	.00	67,502.31	-67,502.31	.00
FUND/SCC-0249262 EMP. BEN/SELF INS./HEALTH							
1ST SUBTOTAL-400 PURCHASED SERVICES							
491 THIRD PARTY ADMINIS		.00	26,212.41	.00	26,212.41	-26,212.41	.00
492 STOP LOSS INSURANCE		.00	76,964.84	.00	76,964.84	-76,964.84	.00
499 OTHER PURCHASED SER		.00	4,100.00	.00	4,100.00	-4,100.00	.00
TOTAL PURCHASED SERVICES		.00	107,277.25	.00	107,277.25	-107,277.25	.00
1ST SUBTOTAL-800 OTHER OBJECTS							
856 BENEFITS AND CLAIMS		.00	1,078,657.45	.00	1,078,657.45	-1,078,657.45	.00
889 OTHER AWARDS AND PR		.00	.00	27,080.00	.00	-27,080.00	.00
TOTAL OTHER OBJECTS		.00	1,078,657.45	27,080.00	1,078,657.45	-1,105,737.45	.00
TOTAL EMP. BEN/SELF INS./HEAL		.00	1,185,934.70	27,080.00	1,185,934.70	-1,213,014.70	.00
FUND/SCC-0249270 DEARBORN LIFE INSURANCE							
1ST SUBTOTAL-200 EMPLOYEE RETIREMNT & INS.							
242 LIFE INSURANCE		.00	5,117.44	.00	5,117.44	-5,117.44	.00
TOTAL EMPLOYEE RETIREMNT & IN		.00	5,117.44	.00	5,117.44	-5,117.44	.00
TOTAL DEARBORN LIFE INSURANCE		.00	5,117.44	.00	5,117.44	-5,117.44	.00
FUND/SCC-2009525 LATIN CLUB							
1ST SUBTOTAL-500 SUPPLIES AND MATERIALS							
519 OTHER GENERAL SUPPL		35.95	.00	35.95	.00	.00	100.00

POWERSCHOOL
DATE: 08/22/2022
TIME: 16:28:07

SHAKER HEIGHTS CITY SCHOOLS
EXPENDITURE STATUS REPORT

PAGE NUMBER: 11
EXPSTA11

SELECTION CRITERIA: ALL
ACCOUNTING PERIOD: 1/23

SORTED BY: FUND/SCC,1ST SUBTOTAL,ACCOUNT
TOTALD ON: FUND/SCC,1ST SUBTOTAL
PAGE BREAKS ON:

FUND/SCC-2009525 LATIN CLUB
1ST SUBTOTAL-500 SUPPLIES AND MATERIALS

ACCOUNT	TITLE	BUDGET	PERIOD EXPENDITURES	ENCUMBRANCES OUTSTANDING	YEAR TO DATE EXP	AVAILABLE BALANCE	YTD/ BUD
TOTAL SUPPLIES AND MATERIALS		35.95	.00	35.95	.00	.00	100.00
TOTAL LATIN CLUB		35.95	.00	35.95	.00	.00	100.00
FUND/SCC-2009528 GRISTMILL							
1ST SUBTOTAL-400 PURCHASED SERVICES							
432 CERTIFIED MEETING E		.00	3,120.00	.00	3,120.00	-3,120.00	.00
TOTAL PURCHASED SERVICES		.00	3,120.00	.00	3,120.00	-3,120.00	.00
TOTAL GRISTMILL		.00	3,120.00	.00	3,120.00	-3,120.00	.00
FUND/SCC-2009531 INSTRUMENTAL							
1ST SUBTOTAL-400 PURCHASED SERVICES							
419 OTHER PROF. & TECH.		.00	.00	300.00	.00	-300.00	.00
TOTAL PURCHASED SERVICES		.00	.00	300.00	.00	-300.00	.00
1ST SUBTOTAL-500 SUPPLIES AND MATERIALS							
519 OTHER GENERAL SUPPL		.00	.00	8,125.00	.00	-8,125.00	.00
TOTAL SUPPLIES AND MATERIALS		.00	.00	8,125.00	.00	-8,125.00	.00
TOTAL INSTRUMENTAL		.00	.00	8,425.00	.00	-8,425.00	.00
FUND/SCC-2009534 RUGBY CLUB							
1ST SUBTOTAL-500 SUPPLIES AND MATERIALS							
519 OTHER GENERAL SUPPL		1,117.50	.00	1,117.50	.00	.00	100.00
TOTAL SUPPLIES AND MATERIALS		1,117.50	.00	1,117.50	.00	.00	100.00
TOTAL RUGBY CLUB		1,117.50	.00	1,117.50	.00	.00	100.00
FUND/SCC-2009586 RAIDERETTES (STUDENT ACTI							
1ST SUBTOTAL-500 SUPPLIES AND MATERIALS							
519 OTHER GENERAL SUPPL		.00	.00	2,523.00	.00	-2,523.00	.00
TOTAL SUPPLIES AND MATERIALS		.00	.00	2,523.00	.00	-2,523.00	.00
TOTAL RAIDERETTES (STUDENT AC		.00	.00	2,523.00	.00	-2,523.00	.00
FUND/SCC-3009601 H.S. MEN'S ATHLETICS							
1ST SUBTOTAL-400 PURCHASED SERVICES							
419 OTHER PROF. & TECH.		.00	.00	18,227.50	.00	-18,227.50	.00
433 NONCERTIFIED TRAVEL		48.21	.00	48.21	.00	.00	100.00
439 OTHER TRAV./MEET EX		.00	1,341.50	.00	1,341.50	-1,341.50	.00
483 TRANSP. FROM OTHER		.00	.00	25,000.00	.00	-25,000.00	.00
TOTAL PURCHASED SERVICES		48.21	1,341.50	43,275.71	1,341.50	-44,569.00	92547.62
1ST SUBTOTAL-500 SUPPLIES AND MATERIALS							
519 OTHER GENERAL SUPPL		560.00	21,266.39	20,864.01	21,266.39	-41,570.40	7523.29

POWERSCHOOL
DATE: 08/22/2022
TIME: 16:28:07

SHAKER HEIGHTS CITY SCHOOLS
EXPENDITURE STATUS REPORT

PAGE NUMBER: 12
EXPSTA11

SELECTION CRITERIA: ALL
ACCOUNTING PERIOD: 1/23

SORTED BY: FUND/SCC,1ST SUBTOTAL,ACCOUNT
TOALED ON: FUND/SCC,1ST SUBTOTAL
PAGE BREAKS ON:

FUND/SCC-3009601 H.S. MEN'S ATHLETICS
1ST SUBTOTAL-500 SUPPLIES AND MATERIALS

ACCOUNT	TITLE	BUDGET	PERIOD EXPENDITURES	ENCUMBRANCES OUTSTANDING	YEAR TO DATE EXP	AVAILABLE BALANCE	YTD/ BUD
TOTAL SUPPLIES AND MATERIALS		560.00	21,266.39	20,864.01	21,266.39	-41,570.40	7523.29
1ST SUBTOTAL-600 CAPITAL OUTLAY							
640 EQUIPMENT		1,498.00	.00	1,993.00	.00	-495.00	133.04
TOTAL CAPITAL OUTLAY		1,498.00	.00	1,993.00	.00	-495.00	133.04
1ST SUBTOTAL-800 OTHER OBJECTS							
849 OTHER DUES AND FEES		.00	10,042.67	4,428.00	10,042.67	-14,470.67	.00
TOTAL OTHER OBJECTS		.00	10,042.67	4,428.00	10,042.67	-14,470.67	.00
TOTAL H.S. MEN'S ATHLETICS		2,106.21	32,650.56	70,560.72	32,650.56	-101,105.07	4900.33
FUND/SCC-3009602 M.S. ATHLETICS							
1ST SUBTOTAL-500 SUPPLIES AND MATERIALS							
519 OTHER GENERAL SUPPL		.00	.00	17,121.83	.00	-17,121.83	.00
TOTAL SUPPLIES AND MATERIALS		.00	.00	17,121.83	.00	-17,121.83	.00
TOTAL M.S. ATHLETICS		.00	.00	17,121.83	.00	-17,121.83	.00
FUND/SCC-3009603 H.S. WOMEN'S ATHLETICS							
1ST SUBTOTAL-400 PURCHASED SERVICES							
419 OTHER PROF. & TECH.		.00	.00	19,467.50	.00	-19,467.50	.00
439 OTHER TRAV./MEET EX		.00	1,341.50	.00	1,341.50	-1,341.50	.00
483 TRANSP. FROM OTHER		.00	.00	25,000.00	.00	-25,000.00	.00
TOTAL PURCHASED SERVICES		.00	1,341.50	44,467.50	1,341.50	-45,809.00	.00
1ST SUBTOTAL-500 SUPPLIES AND MATERIALS							
519 OTHER GENERAL SUPPL		560.00	2,198.86	7,810.24	2,198.86	-9,449.10	1787.34
560 FOOD & MATERIALS		.00	829.75	.00	829.75	-829.75	.00
TOTAL SUPPLIES AND MATERIALS		560.00	3,028.61	7,810.24	3,028.61	-10,278.85	1935.51
1ST SUBTOTAL-600 CAPITAL OUTLAY							
640 EQUIPMENT		1,712.80	.00	1,712.80	.00	.00	100.00
TOTAL CAPITAL OUTLAY		1,712.80	.00	1,712.80	.00	.00	100.00
1ST SUBTOTAL-800 OTHER OBJECTS							
849 OTHER DUES AND FEES		.00	6,889.00	2,300.00	6,889.00	-9,189.00	.00
TOTAL OTHER OBJECTS		.00	6,889.00	2,300.00	6,889.00	-9,189.00	.00
TOTAL H.S. WOMEN'S ATHLETICS		2,272.80	11,259.11	56,290.54	11,259.11	-65,276.85	2972.09
FUND/SCC-3009608 GIRLS VOLLEYBALL FUND							
1ST SUBTOTAL-500 SUPPLIES AND MATERIALS							
519 OTHER GENERAL SUPPL		.00	2,160.00	.00	2,160.00	-2,160.00	.00
TOTAL SUPPLIES AND MATERIALS		.00	2,160.00	.00	2,160.00	-2,160.00	.00

POWERSCHOOL
DATE: 08/22/2022
TIME: 16:28:07

SHAKER HEIGHTS CITY SCHOOLS
EXPENDITURE STATUS REPORT

PAGE NUMBER: 13
EXPSTA11

SELECTION CRITERIA: ALL
ACCOUNTING PERIOD: 1/23

SORTED BY: FUND/SCC,1ST SUBTOTAL,ACCOUNT
TOTALLED ON: FUND/SCC,1ST SUBTOTAL
PAGE BREAKS ON:

FUND/SCC-3009608 GIRLS VOLLEYBALL FUND
1ST SUBTOTAL-500 SUPPLIES AND MATERIALS

ACCOUNT	TITLE	BUDGET	PERIOD EXPENDITURES	ENCUMBRANCES OUTSTANDING	YEAR TO DATE EXP	AVAILABLE BALANCE	YTD/ BUD
TOTAL GIRLS VOLLEYBALL FUND		.00	2,160.00	.00	2,160.00	-2,160.00	.00
FUND/SCC-3009614 BASKETBALL FUNDRAISER							
1ST SUBTOTAL-500 SUPPLIES AND MATERIALS							
519 OTHER GENERAL SUPPL		.00	333.08	.00	333.08	-333.08	.00
TOTAL SUPPLIES AND MATERIALS		.00	333.08	.00	333.08	-333.08	.00
TOTAL BASKETBALL FUNDRAISER		.00	333.08	.00	333.08	-333.08	.00
FUND/SCC-3009620 GIRLS CROSS COUNTRY FUND							
1ST SUBTOTAL-400 PURCHASED SERVICES							
439 OTHER TRAV./MEET EX		.00	.00	9,162.00	.00	-9,162.00	.00
TOTAL PURCHASED SERVICES		.00	.00	9,162.00	.00	-9,162.00	.00
1ST SUBTOTAL-500 SUPPLIES AND MATERIALS							
519 OTHER GENERAL SUPPL		.00	.00	384.00	.00	-384.00	.00
TOTAL SUPPLIES AND MATERIALS		.00	.00	384.00	.00	-384.00	.00
TOTAL GIRLS CROSS COUNTRY FUN		.00	.00	9,546.00	.00	-9,546.00	.00
FUND/SCC-4019202 ST DOMINIC FY22							
1ST SUBTOTAL-100 PERSONAL SERVICES							
111 REGULAR		.00	3,001.18	.00	3,001.18	-3,001.18	.00
141 REGULAR		.00	3,260.34	.00	3,260.34	-3,260.34	.00
TOTAL PERSONAL SERVICES		.00	6,261.52	.00	6,261.52	-6,261.52	.00
1ST SUBTOTAL-200 EMPLOYEE RETIREMNT & INS.							
211 STRS-EMPLOYER'S SHA		.00	420.16	.00	420.16	-420.16	.00
213 SOCIAL SECURITY		.00	31.58	.00	31.58	-31.58	.00
221 SERS-EMPLOYER'S SHA		.00	511.88	.00	511.88	-511.88	.00
223 SOCIAL SECURITY		.00	42.54	.00	42.54	-42.54	.00
241 MEDICAL/HOSPITALIZA		.00	900.34	.00	900.34	-900.34	.00
242 LIFE INSURANCE		.00	4.36	.00	4.36	-4.36	.00
243 DENTAL INSURANCE		.00	65.80	.00	65.80	-65.80	.00
249 CERTIFIED OTHER INS		.00	223.52	.00	223.52	-223.52	.00
251 MEDICAL/HOSPITALIZA		.00	1,339.24	.00	1,339.24	-1,339.24	.00
252 LIFE INSURANCE		.00	6.40	.00	6.40	-6.40	.00
253 DENTAL INSURANCE		.00	97.88	.00	97.88	-97.88	.00
259 NONCERTIFIED INS BE		.00	332.50	.00	332.50	-332.50	.00
TOTAL EMPLOYEE RETIREMNT & IN		.00	3,976.20	.00	3,976.20	-3,976.20	.00
TOTAL ST DOMINIC FY22		.00	10,237.72	.00	10,237.72	-10,237.72	.00
FUND/SCC-4019303 ST DOMINIC FY 23							
1ST SUBTOTAL-400 PURCHASED SERVICES							
419 OTHER PROF. & TECH.		.00	.00	70.00	.00	-70.00	.00

POWERSCHOOL
DATE: 08/22/2022
TIME: 16:28:07

SHAKER HEIGHTS CITY SCHOOLS
EXPENDITURE STATUS REPORT

PAGE NUMBER: 14
EXPSTA11

SELECTION CRITERIA: ALL
ACCOUNTING PERIOD: 1/23

SORTED BY: FUND/SCC,1ST SUBTOTAL,ACCOUNT
TOALED ON: FUND/SCC,1ST SUBTOTAL
PAGE BREAKS ON:

FUND/SCC-4019303 ST DOMINIC FY 23
1ST SUBTOTAL-400 PURCHASED SERVICES

ACCOUNT	TITLE	BUDGET	PERIOD EXPENDITURES	ENCUMBRANCES OUTSTANDING	YEAR TO DATE EXP	AVAILABLE BALANCE	YTD/ BUD
TOTAL PURCHASED SERVICES		.00	.00	70.00	.00	-70.00	.00
1ST SUBTOTAL-500 SUPPLIES AND MATERIALS							
511 CLASSROOM SUPPLIES		.00	2,312.03	1,899.27	2,312.03	-4,211.30	.00
516 SOFTWARE MATERIALS		.00	.00	418.99	.00	-418.99	.00
521 NEW TEXTBOOKS		.00	15,669.00	2,322.00	15,669.00	-17,991.00	.00
542 PERIODICALS		.00	.00	1,364.83	.00	-1,364.83	.00
TOTAL SUPPLIES AND MATERIALS		.00	17,981.03	6,005.09	17,981.03	-23,986.12	.00
TOTAL ST DOMINIC FY 23		.00	17,981.03	6,075.09	17,981.03	-24,056.12	.00
FUND/SCC-4999022 PARENT MENTOR GRANT FY22							
1ST SUBTOTAL-100 PERSONAL SERVICES							
141 REGULAR		.00	1,720.84	.00	1,720.84	-1,720.84	.00
TOTAL PERSONAL SERVICES		.00	1,720.84	.00	1,720.84	-1,720.84	.00
TOTAL PARENT MENTOR GRANT FY2		.00	1,720.84	.00	1,720.84	-1,720.84	.00
FUND/SCC-4999801 DIESEL MITIGATION FY21							
1ST SUBTOTAL-600 CAPITAL OUTLAY							
660 SCHOOL BUSES		50,000.00	.00	50,000.00	.00	.00	100.00
TOTAL CAPITAL OUTLAY		50,000.00	.00	50,000.00	.00	.00	100.00
TOTAL DIESEL MITIGATION FY21		50,000.00	.00	50,000.00	.00	.00	100.00
FUND/SCC-5079022 ESSER II							
1ST SUBTOTAL-400 PURCHASED SERVICES							
419 OTHER PROF. & TECH.		37,944.00	.00	37,944.00	.00	.00	100.00
TOTAL PURCHASED SERVICES		37,944.00	.00	37,944.00	.00	.00	100.00
TOTAL ESSER II		37,944.00	.00	37,944.00	.00	.00	100.00
FUND/SCC-5079023 ARP ESSER							
1ST SUBTOTAL-100 PERSONAL SERVICES							
111 REGULAR		.00	79,620.14	.00	79,620.14	-79,620.14	.00
112 TEMPORARY		.00	25,942.00	.00	25,942.00	-25,942.00	.00
119 OTHER CERTIFIED SAL		.00	52,098.74	.00	52,098.74	-52,098.74	.00
121 SICK LEAVE		.00	346.48	.00	346.48	-346.48	.00
122 PERSONAL LEAVE		.00	1,291.94	.00	1,291.94	-1,291.94	.00
125 PROFESSIONAL LEAVE		.00	1,899.84	.00	1,899.84	-1,899.84	.00
149 OTHER NONCERTIFIED		.00	14,415.90	.00	14,415.90	-14,415.90	.00
TOTAL PERSONAL SERVICES		.00	175,615.04	.00	175,615.04	-175,615.04	.00
1ST SUBTOTAL-200 EMPLOYEE RETIREMNT & INS.							
211 STRS-EMPLOYER'S SHA		.00	22,567.79	.00	22,567.79	-22,567.79	.00
213 SOCIAL SECURITY		.00	2,288.37	.00	2,288.37	-2,288.37	.00

POWERSCHOOL
DATE: 08/22/2022
TIME: 16:28:07

SHAKER HEIGHTS CITY SCHOOLS
EXPENDITURE STATUS REPORT

PAGE NUMBER: 15
EXPSTA11

SELECTION CRITERIA: ALL
ACCOUNTING PERIOD: 1/23

SORTED BY: FUND/SCC,1ST SUBTOTAL,ACCOUNT
TOTAL ON: FUND/SCC,1ST SUBTOTAL
PAGE BREAKS ON:

FUND/SCC-5079023 ARP ESSER
1ST SUBTOTAL-200 EMPLOYEE RETIREMNT & INS.

ACCOUNT	- - - - TITLE - - - -	BUDGET	PERIOD EXPENDITURES	ENCUMBRANCES OUTSTANDING	YEAR TO DATE EXP	AVAILABLE BALANCE	YTD/ BUD
221	SERS-EMPLOYER'S SHA	.00	2,192.80	.00	2,192.80	-2,192.80	.00
223	SOCIAL SECURITY	.00	201.89	.00	201.89	-201.89	.00
241	MEDICAL/HOSPITALIZA	.00	10,461.44	.00	10,461.44	-10,461.44	.00
242	LIFE INSURANCE	.00	83.20	.00	83.20	-83.20	.00
243	DENTAL INSURANCE	.00	812.34	.00	812.34	-812.34	.00
249	CERTIFIED OTHER INS	.00	2,591.42	.00	2,591.42	-2,591.42	.00
	TOTAL EMPLOYEE RETIREMNT & IN	.00	41,199.25	.00	41,199.25	-41,199.25	.00
1ST SUBTOTAL-400 PURCHASED SERVICES							
419	OTHER PROF. & TECH.	.00	.00	30,000.00	.00	-30,000.00	.00
	TOTAL PURCHASED SERVICES	.00	.00	30,000.00	.00	-30,000.00	.00
1ST SUBTOTAL-500 SUPPLIES AND MATERIALS							
519	OTHER GENERAL SUPPL	87,195.47	1,777.87	68,445.47	1,777.87	16,972.13	80.54
	TOTAL SUPPLIES AND MATERIALS	87,195.47	1,777.87	68,445.47	1,777.87	16,972.13	80.54
	TOTAL ARP ESSER	87,195.47	218,592.16	98,445.47	218,592.16	-229,842.16	363.59
FUND/SCC-5169216 IDEA B FY22							
1ST SUBTOTAL-100 PERSONAL SERVICES							
111	REGULAR	.00	9,116.46	.00	9,116.46	-9,116.46	.00
121	SICK LEAVE	.00	310.40	.00	310.40	-310.40	.00
141	REGULAR	.00	47,574.93	.00	47,574.93	-47,574.93	.00
151	SICK LEAVE	.00	1,610.34	.00	1,610.34	-1,610.34	.00
152	PERSONAL LEAVE	.00	999.68	.00	999.68	-999.68	.00
155	PROFESSIONAL LEAVE	.00	155.20	.00	155.20	-155.20	.00
	TOTAL PERSONAL SERVICES	.00	59,767.01	.00	59,767.01	-59,767.01	.00
1ST SUBTOTAL-200 EMPLOYEE RETIREMNT & INS.							
211	STRS-EMPLOYER'S SHA	.00	1,276.30	.00	1,276.30	-1,276.30	.00
213	SOCIAL SECURITY	.00	129.71	.00	129.71	-129.71	.00
221	SERS-EMPLOYER'S SHA	.00	7,952.17	.00	7,952.17	-7,952.17	.00
223	SOCIAL SECURITY	.00	680.12	.00	680.12	-680.12	.00
241	MEDICAL/HOSPITALIZA	.00	1,324.04	.00	1,324.04	-1,324.04	.00
242	LIFE INSURANCE	.00	6.40	.00	6.40	-6.40	.00
243	DENTAL INSURANCE	.00	96.78	.00	96.78	-96.78	.00
249	CERTIFIED OTHER INS	.00	328.72	.00	328.72	-328.72	.00
251	MEDICAL/HOSPITALIZA	.00	20,144.80	.00	20,144.80	-20,144.80	.00
252	LIFE INSURANCE	.00	134.40	.00	134.40	-134.40	.00
253	DENTAL INSURANCE	.00	1,447.36	.00	1,447.36	-1,447.36	.00
259	NONCERTIFIED INS BE	.00	4,784.66	.00	4,784.66	-4,784.66	.00
	TOTAL EMPLOYEE RETIREMNT & IN	.00	38,305.46	.00	38,305.46	-38,305.46	.00
1ST SUBTOTAL-400 PURCHASED SERVICES							
419	OTHER PROF. & TECH.	350.00	.00	350.00	.00	.00	100.00
	TOTAL PURCHASED SERVICES	350.00	.00	350.00	.00	.00	100.00

POWERSCHOOL
DATE: 08/22/2022
TIME: 16:28:07

SHAKER HEIGHTS CITY SCHOOLS
EXPENDITURE STATUS REPORT

PAGE NUMBER: 16
EXPSTA11

SELECTION CRITERIA: ALL
ACCOUNTING PERIOD: 1/23

SORTED BY: FUND/SCC,1ST SUBTOTAL,ACCOUNT
TOTALLED ON: FUND/SCC,1ST SUBTOTAL
PAGE BREAKS ON:

FUND/SCC-5169216 IDEA B FY22
1ST SUBTOTAL-400 PURCHASED SERVICES

ACCOUNT	- - - - TITLE - - - -	BUDGET	PERIOD EXPENDITURES	ENCUMBRANCES OUTSTANDING	YEAR TO DATE EXP	AVAILABLE BALANCE	YTD/ BUD
TOTAL IDEA B FY22		350.00	98,072.47	350.00	98,072.47	-98,072.47	28120.71
FUND/SCC-5519251 TITLE III LEP FY22							
1ST SUBTOTAL-100 PERSONAL SERVICES							
111	REGULAR	.00	517.51	.00	517.51	-517.51	.00
121	SICK LEAVE	.00	456.19	.00	456.19	-456.19	.00
TOTAL PERSONAL SERVICES		.00	973.70	.00	973.70	-973.70	.00
TOTAL TITLE III LEP FY22		.00	973.70	.00	973.70	-973.70	.00
FUND/SCC-5729272 TITLE I FY22							
1ST SUBTOTAL-100 PERSONAL SERVICES							
111	REGULAR	.00	26,825.37	.00	26,825.37	-26,825.37	.00
121	SICK LEAVE	.00	678.50	.00	678.50	-678.50	.00
122	PERSONAL LEAVE	.00	2,252.02	.00	2,252.02	-2,252.02	.00
141	REGULAR	.00	6,692.52	.00	6,692.52	-6,692.52	.00
TOTAL PERSONAL SERVICES		.00	36,448.41	.00	36,448.41	-36,448.41	.00
TOTAL TITLE I FY22		.00	36,448.41	.00	36,448.41	-36,448.41	.00
FUND/SCC-5729322 EOEC FY 22							
1ST SUBTOTAL-100 PERSONAL SERVICES							
111	REGULAR	.00	1,448.17	.00	1,448.17	-1,448.17	.00
122	PERSONAL LEAVE	.00	386.89	.00	386.89	-386.89	.00
TOTAL PERSONAL SERVICES		.00	1,835.06	.00	1,835.06	-1,835.06	.00
1ST SUBTOTAL-200 EMPLOYEE RETIREMNT & INS.							
211	STRS-EMPLOYER'S SHA	.00	256.92	.00	256.92	-256.92	.00
213	SOCIAL SECURITY	.00	26.18	.00	26.18	-26.18	.00
241	MEDICAL/HOSPITALIZA	.00	151.04	.00	151.04	-151.04	.00
242	LIFE INSURANCE	.00	1.92	.00	1.92	-1.92	.00
243	DENTAL INSURANCE	.00	10.12	.00	10.12	-10.12	.00
249	CERTIFIED OTHER INS	.00	37.14	.00	37.14	-37.14	.00
TOTAL EMPLOYEE RETIREMNT & IN		.00	483.32	.00	483.32	-483.32	.00
TOTAL EOEC FY 22		.00	2,318.38	.00	2,318.38	-2,318.38	.00
FUND/SCC-5879287 PRE-K SPEC ED GRANT FY22							
1ST SUBTOTAL-100 PERSONAL SERVICES							
141	REGULAR	.00	946.94	.00	946.94	-946.94	.00
TOTAL PERSONAL SERVICES		.00	946.94	.00	946.94	-946.94	.00
TOTAL PRE-K SPEC ED GRANT FY2		.00	946.94	.00	946.94	-946.94	.00
FUND/SCC-5909190 TITLE II FY21							

POWERSCHOOL
 DATE: 08/22/2022
 TIME: 16:28:07

SHAKER HEIGHTS CITY SCHOOLS
 EXPENDITURE STATUS REPORT

PAGE NUMBER: 17
 EXPSTA11

SELECTION CRITERIA: ALL
 ACCOUNTING PERIOD: 1/23

SORTED BY: FUND/SCC,1ST SUBTOTAL,ACCOUNT
 TOTALED ON: FUND/SCC,1ST SUBTOTAL
 PAGE BREAKS ON:

FUND/SCC-5909190 TITLE II FY21
 1ST SUBTOTAL-400 PURCHASED SERVICES

ACCOUNT	TITLE	BUDGET	PERIOD EXPENDITURES	ENCUMBRANCES OUTSTANDING	YEAR TO DATE EXP	AVAILABLE BALANCE	YTD/ BUD
1ST SUBTOTAL-400 PURCHASED SERVICES							
432 CERTIFIED MEETING E		.00	.00	5,491.00	.00	-5,491.00	.00
TOTAL PURCHASED SERVICES		.00	.00	5,491.00	.00	-5,491.00	.00
TOTAL TITLE II FY21		.00	.00	5,491.00	.00	-5,491.00	.00
FUND/SCC-5909290 TITLE II FY22							
1ST SUBTOTAL-100 PERSONAL SERVICES							
111 REGULAR		.00	13,825.97	.00	13,825.97	-13,825.97	.00
121 SICK LEAVE		.00	3,326.27	.00	3,326.27	-3,326.27	.00
122 PERSONAL LEAVE		.00	704.50	.00	704.50	-704.50	.00
TOTAL PERSONAL SERVICES		.00	17,856.74	.00	17,856.74	-17,856.74	.00
1ST SUBTOTAL-400 PURCHASED SERVICES							
432 CERTIFIED MEETING E		1,197.00	.00	900.00	.00	297.00	75.19
TOTAL PURCHASED SERVICES		1,197.00	.00	900.00	.00	297.00	75.19
TOTAL TITLE II FY22		1,197.00	17,856.74	900.00	17,856.74	-17,559.74	1566.98
TOTAL REPORT		5,795,934.22	10,336,600.96	15,927,088.28	10,336,600.96	-20,467,755.02	453.14

9. SUMMARY CHECK REGISTER – ALL CHECKS

POWERSCHOOL
DATE: 08/22/2022
TIME: 16:28:44

SHAKER HEIGHTS CITY SCHOOLS
CHECK REGISTER INCLUDING SYSTEM VOIDS

PAGE NUMBER: 1
ACCTPA21
ACCOUNTING PERIOD: 1/23

SELECTION CRITERIA: chkstat.rundate between '20220701' and '20220731'

DISTRIBUTION FUND: 0010000

CHECK NUMBER	ISSUE DATE	VENDOR	STATUS	TOTAL	DESCRIPTION
166999	07/28/2022	TERRY MACKLIN	R	800.00	ACCOUNTS PAYABLE CHECK
167000	07/28/2022	DEARBORN LIFE INSURANCE COMPANY	R	9481.67	ACCOUNTS PAYABLE CHECK
167001	07/28/2022	LEGAL SHIELD	R	1161.85	ACCOUNTS PAYABLE CHECK
167002	07/29/2022	AIG RETIREMENT	R	32269.31	ACCOUNTS PAYABLE CHECK
167003	07/29/2022	SCREENCASTIFY LLC	R	5148.00	ACCOUNTS PAYABLE CHECK
167004	07/29/2022	ABC-CLIO SOLUTIONS	R	2431.00	ACCOUNTS PAYABLE CHECK
167005	07/29/2022	ABRE.IO INC.	R	1000.00	ACCOUNTS PAYABLE CHECK
167006	07/29/2022	ALLDATA LLC	R	975.00	ACCOUNTS PAYABLE CHECK
167007	07/29/2022	AMAZON.COM	R	3447.26	ACCOUNTS PAYABLE CHECK
167008	07/29/2022	AMERICAN BAND ACCESSORIES LLC	R	6155.90	ACCOUNTS PAYABLE CHECK
167009	07/29/2022	ARBOR SCIENTIFIC	R	263.34	ACCOUNTS PAYABLE CHECK
167010	07/29/2022	ARTSTOR	R	779.00	ACCOUNTS PAYABLE CHECK
167011	07/29/2022	BEACHWOOD BOARD OF EDUC.	R	86.20	ACCOUNTS PAYABLE CHECK
167012	07/29/2022	BLICK ART MATERIALS	R	6041.46	ACCOUNTS PAYABLE CHECK
167013	07/29/2022	BLICK ART MATERIALS	R	72.40	ACCOUNTS PAYABLE CHECK
167014	07/29/2022	BOOKSITE	R	1000.00	ACCOUNTS PAYABLE CHECK
167015	07/29/2022	BRAINPOP	R	18763.20	ACCOUNTS PAYABLE CHECK
167016	07/29/2022	BUCKEYE ASSN SCHOOL ADMINISTRATORS	R	2324.13	ACCOUNTS PAYABLE CHECK
167017	07/29/2022	BURGER'S ACE HARDWARE	R	138.94	ACCOUNTS PAYABLE CHECK
167018	07/29/2022	CDW	R	34201.51	ACCOUNTS PAYABLE CHECK
167019	07/29/2022	CERDANT INC.	R	6224.40	ACCOUNTS PAYABLE CHECK
167020	07/29/2022	CERNI MOTORS	R	10972.89	ACCOUNTS PAYABLE CHECK
167021	07/29/2022	CHARD SNYDER & ASSOCIATES INC	R	1025.00	ACCOUNTS PAYABLE CHECK
167022	07/29/2022	CHEMSAFE INTERNATIONAL	R	794.20	ACCOUNTS PAYABLE CHECK
167023	07/29/2022	CHILIFRESH ENTERPRISES INC.	R	240.00	ACCOUNTS PAYABLE CHECK
167024	07/29/2022	CINTAS	R	567.48	ACCOUNTS PAYABLE CHECK
167025	07/29/2022	CITY OF SHAKER HEIGHTS	R	122.95	ACCOUNTS PAYABLE CHECK
167026	07/29/2022	COUNTRY REPORTS	R	85.50	ACCOUNTS PAYABLE CHECK
167027	07/29/2022	D & J STRUCTURAL CONTRACTING	R	26797.80	ACCOUNTS PAYABLE CHECK
167028	07/29/2022	KK ALLIANCE CORPORATION	R	227.50	ACCOUNTS PAYABLE CHECK
167029	07/29/2022	DEMCO INC.	R	1584.82	ACCOUNTS PAYABLE CHECK
167030	07/29/2022	DENISE A. SNOWDEN CONSULTING LLC	R	4250.00	ACCOUNTS PAYABLE CHECK
167031	07/29/2022	DENISE A. SNOWDEN CONSULTING LLC	R	2250.00	ACCOUNTS PAYABLE CHECK
167032	07/29/2022	DENISE A. SNOWDEN CONSULTING LLC	R	7250.00	ACCOUNTS PAYABLE CHECK
167033	07/29/2022	DENISE A. SNOWDEN CONSULTING LLC	R	7625.00	ACCOUNTS PAYABLE CHECK
167034	07/29/2022	DPD CONSTRUCTION & ENGINEERING LLC	R	12209.00	ACCOUNTS PAYABLE CHECK
167035	07/29/2022	EDMENTUM	R	18750.00	ACCOUNTS PAYABLE CHECK
167036	07/29/2022	EDPUZZLE INC	R	6075.00	ACCOUNTS PAYABLE CHECK
167037	07/29/2022	EDUCATION LOGISTICS INC.	R	6968.69	ACCOUNTS PAYABLE CHECK
167038	07/29/2022	EDUCATIONAL SVC CTR PROF DEV CTR	R	19851.00	ACCOUNTS PAYABLE CHECK
167039	07/29/2022	EDULASTIC / SNAPWIZ INC	R	1866.72	ACCOUNTS PAYABLE CHECK
167040	07/29/2022	EFMLA	R	735.00	ACCOUNTS PAYABLE CHECK
167041	07/29/2022	EVERSTREAM HOLDING CO. LLC	R	3281.09	ACCOUNTS PAYABLE CHECK
167042	07/29/2022	FEDERAL EXPRESS CORP	R	11.11	ACCOUNTS PAYABLE CHECK
167043	07/29/2022	FIELDTURF USA INC.	R	3866.66	ACCOUNTS PAYABLE CHECK
167044	07/29/2022	O.P. AQUATICS	R	308.40	ACCOUNTS PAYABLE CHECK
167045	07/29/2022	PROQUEST CSA	R	3641.01	ACCOUNTS PAYABLE CHECK
167046	07/29/2022	FOOD STRONG	R	720.00	ACCOUNTS PAYABLE CHECK
167047	07/29/2022	FRONTLINE TECHNOLOGIES GROUP LLC	R	18187.65	ACCOUNTS PAYABLE CHECK
167048	07/29/2022	GABLE ELEVATOR & LIFT INC.	R	10019.55	ACCOUNTS PAYABLE CHECK
167049	07/29/2022	GARDINER SERVICE COMPANY	R	4998.00	ACCOUNTS PAYABLE CHECK
167050	07/29/2022	GLEN D. RAMAGE ARCHITECT INC.	R	11840.00	ACCOUNTS PAYABLE CHECK
167051	07/29/2022	GUS CHAN	R	526.25	ACCOUNTS PAYABLE CHECK

POWERSCHOOL
DATE: 08/22/2022
TIME: 16:28:44

SHAKER HEIGHTS CITY SCHOOLS
CHECK REGISTER INCLUDING SYSTEM VOIDS

PAGE NUMBER: 2
ACCTPA21
ACCOUNTING PERIOD: 1/23

SELECTION CRITERIA: chkstat.rundate between '20220701' and '20220731'

167052	07/29/2022	HIDDEN VALLEY ELECTRIC INC	R	7460.00	ACCOUNTS PAYABLE CHECK
167053	07/29/2022	HMA PROMOTIONS	R	362.75	ACCOUNTS PAYABLE CHECK
167054	07/29/2022	HOGAN TRANSPORTATION	R	40185.06	ACCOUNTS PAYABLE CHECK
167055	07/29/2022	HUDL	R	13000.00	ACCOUNTS PAYABLE CHECK
167056	07/29/2022	ISABEL ZUPAN PSY. S.	R	340.00	ACCOUNTS PAYABLE CHECK
167057	07/29/2022	JSTOR	R	1482.00	ACCOUNTS PAYABLE CHECK
167058	07/29/2022	LEARN 21	R	4092.00	ACCOUNTS PAYABLE CHECK
167059	07/29/2022	LEARNING A-Z	R	37007.00	ACCOUNTS PAYABLE CHECK
167060	07/29/2022	LGE OF WOMEN VOTERS OF GRTR CLEVE	R	65.00	ACCOUNTS PAYABLE CHECK
167061	07/29/2022	LINCOLN LIBRARY PRESS INC.	R	818.00	ACCOUNTS PAYABLE CHECK
167062	07/29/2022	LOVE INSURANCE GROUP	R	362980.00	ACCOUNTS PAYABLE CHECK
167063	07/29/2022	MOMENTUM TELECOM INC	R	1019.80	ACCOUNTS PAYABLE CHECK
167064	07/29/2022	MPS	R	8709.41	ACCOUNTS PAYABLE CHECK
167065	07/29/2022	DISCOVERY EDUCATION	R	12000.00	ACCOUNTS PAYABLE CHECK
167066	07/29/2022	NEPTUNE PLUMBING & HEATING CO.	R	1138.72	ACCOUNTS PAYABLE CHECK
167067	07/29/2022	NEWSPAPER ARCHIVE	R	1492.00	ACCOUNTS PAYABLE CHECK
167068	07/29/2022	NORTHWEST EVALUATION ASSOC.	R	45100.00	ACCOUNTS PAYABLE CHECK
167069	07/29/2022	NOTRE DAME CATHEDRAL LATIN	R	280.00	ACCOUNTS PAYABLE CHECK
167070	07/29/2022	OH BUR OF CRIM ID INVESTIGATION	R	3449.25	ACCOUNTS PAYABLE CHECK
167071	07/29/2022	OHIO SCHOOLS COUNCIL	R	3364.30	ACCOUNTS PAYABLE CHECK
167072	07/29/2022	OHIONET	R	570.98	ACCOUNTS PAYABLE CHECK
167073	07/29/2022	OHIONET	R	7555.80	ACCOUNTS PAYABLE CHECK
167074	07/29/2022	PASCO	R	513.00	ACCOUNTS PAYABLE CHECK
167075	07/29/2022	SAVVAS	R	500.00	ACCOUNTS PAYABLE CHECK
167076	07/29/2022	PITSCO EDUCATION LLC	R	209.55	ACCOUNTS PAYABLE CHECK
167077	07/29/2022	PRECISION ENVIRONMENTAL CO.	R	4201.00	ACCOUNTS PAYABLE CHECK
167078	07/29/2022	PROGRESS SOFTWARE CORPORATION	R	3567.75	ACCOUNTS PAYABLE CHECK
167079	07/29/2022	RACHEL WIXEY & ASSOCIATES	R	4519.43	ACCOUNTS PAYABLE CHECK
* 167079	07/29/2022	RACHEL WIXEY & ASSOCIATES	V	-4519.43	VOID MANUAL CHECK
167080	07/29/2022	RIDDELL	R	8630.00	ACCOUNTS PAYABLE CHECK
167081	07/29/2022	RIDDELL	R	3590.32	ACCOUNTS PAYABLE CHECK
167082	07/29/2022	RIO GRANDE TOOLS & EQUIPMENT	R	2532.31	ACCOUNTS PAYABLE CHECK
167083	07/29/2022	ROSEN PUBLISHING GROUP	R	795.00	ACCOUNTS PAYABLE CHECK
167084	07/29/2022	SC STRATEGIC SOLUTIONS	R	5995.00	ACCOUNTS PAYABLE CHECK
167085	07/29/2022	SCHOOL DATEBOOKS	R	4258.15	ACCOUNTS PAYABLE CHECK
167086	07/29/2022	SCHOOL SPECIALTY INC	R	222.96	ACCOUNTS PAYABLE CHECK
167087	07/29/2022	SCHOOL SPECIALTY LLC	R	186.80	ACCOUNTS PAYABLE CHECK
167088	07/29/2022	SCHOOL SPECIALTY MARKETPLACE	R	298.17	ACCOUNTS PAYABLE CHECK
167089	07/29/2022	SEESAW	R	8490.00	ACCOUNTS PAYABLE CHECK
167090	07/29/2022	SHAKER SCHOOLS FOUNDATION	R	3000.00	ACCOUNTS PAYABLE CHECK
167091	07/29/2022	SHERWIN WILLIAMS	R	56.56	ACCOUNTS PAYABLE CHECK
167092	07/29/2022	SHRED-IT USA	R	470.72	ACCOUNTS PAYABLE CHECK
167093	07/29/2022	SPRINGSHARE LLC	R	1247.00	ACCOUNTS PAYABLE CHECK
167094	07/29/2022	STANDARD CUTTING SOLUTIONS	R	461.04	ACCOUNTS PAYABLE CHECK
167095	07/29/2022	SUBURBAN AREA PAINTING INC	R	3850.00	ACCOUNTS PAYABLE CHECK
167096	07/29/2022	SUMMIT COUNTY EDUCATIONAL SVC CTR	R	360.00	ACCOUNTS PAYABLE CHECK
167097	07/29/2022	SWANK K-12 STREAMING	R	4000.00	ACCOUNTS PAYABLE CHECK
167098	07/29/2022	TEACHINGBOOKS.NET LLC	R	1175.00	ACCOUNTS PAYABLE CHECK
167099	07/29/2022	TERMINAL SUPPLY CO.	R	373.90	ACCOUNTS PAYABLE CHECK
167100	07/29/2022	T-MOBILE USA INC.	R	749.83	ACCOUNTS PAYABLE CHECK
167101	07/29/2022	UNITED RENTALS INC. NORTH AMERICA	R	3442.96	ACCOUNTS PAYABLE CHECK
167102	07/29/2022	VALLEY FORD TRUCKS	R	5879.80	ACCOUNTS PAYABLE CHECK
167103	07/29/2022	VEX ROBOTICS INC	R	2495.05	ACCOUNTS PAYABLE CHECK
167104	07/29/2022	VISTA HIGHER LEARNING	R	899.40	ACCOUNTS PAYABLE CHECK
167105	07/29/2022	WAKE UP CALL MEDIA	R	1690.00	ACCOUNTS PAYABLE CHECK
167106	07/29/2022	WATERFORD RESEARCH INSTITUTE	R	20220.00	ACCOUNTS PAYABLE CHECK
167107	07/29/2022	WE VIDEO	R	299.00	ACCOUNTS PAYABLE CHECK

POWERSCHOOL
DATE: 08/22/2022
TIME: 16:28:44

SHAKER HEIGHTS CITY SCHOOLS
CHECK REGISTER INCLUDING SYSTEM VOIDS

PAGE NUMBER: 3
ACCTPA21
ACCOUNTING PERIOD: 1/23

SELECTION CRITERIA: chkstat.rundate between '20220701' and '20220731'

	167108	07/29/2022	WEST WIND EDUCATION POLICY INC	V	-30000.00	VOID MANUAL CHECK
*	167108	07/29/2022	WEST WIND EDUCATION POLICY INC	R	30000.00	ACCOUNTS PAYABLE CHECK
	167109	07/29/2022	WILSON & SALEM PRESS	R	1066.50	ACCOUNTS PAYABLE CHECK
	167110	07/29/2022	WOODHILL SUPPLY	R	16018.78	ACCOUNTS PAYABLE CHECK
	167111	07/29/2022	WORKS INTERNATIONAL INC	R	16730.00	ACCOUNTS PAYABLE CHECK
	167112	07/29/2022	DR. JOSHUA BAGAKAS	R	39.00	ACCOUNTS PAYABLE CHECK
	167113	07/29/2022	STEVEN & ELIZABETH BILLINGS	R	12.00	ACCOUNTS PAYABLE CHECK
	167114	07/29/2022	BLICK ART MATERIALS	R	640.34	ACCOUNTS PAYABLE CHECK
	167115	07/29/2022	CTR FOR THE COLLABORATIVE CLASSROOM	R	918.00	ACCOUNTS PAYABLE CHECK
	167116	07/29/2022	DOMINION EAST OHIO	R	2796.94	ACCOUNTS PAYABLE CHECK
	167117	07/29/2022	MARK & AIMEE GREY	R	39.00	ACCOUNTS PAYABLE CHECK
	167118	07/29/2022	HOUGHTON MIFFLIN HARCOURT	R	3268.12	ACCOUNTS PAYABLE CHECK
	167119	07/29/2022	ILLUMINATING CO.	R	3398.76	ACCOUNTS PAYABLE CHECK
	167120	07/29/2022	JENNIFER MARCH-WACKERS	R	39.00	ACCOUNTS PAYABLE CHECK
	167121	07/29/2022	JESSICA KIELBASA	R	39.00	ACCOUNTS PAYABLE CHECK
	167122	07/29/2022	JOCLYN LYONS	R	111.95	ACCOUNTS PAYABLE CHECK
	167123	07/29/2022	LAKESHORE LEARNING MATERIALS	R	578.20	ACCOUNTS PAYABLE CHECK
	167124	07/29/2022	LARYANN MAYES	R	40.00	ACCOUNTS PAYABLE CHECK
	167125	07/29/2022	MCGRAW - HILL EDUCATION	R	3360.30	ACCOUNTS PAYABLE CHECK
	167126	07/29/2022	MEGAN J HUFF	R	39.00	ACCOUNTS PAYABLE CHECK
	167127	07/29/2022	MELISSA VAZQUEZ	R	40.00	ACCOUNTS PAYABLE CHECK
	167128	07/29/2022	REALLY GOOD STUFF	R	786.51	ACCOUNTS PAYABLE CHECK
	167129	07/29/2022	BRIGHT IDEAS PRESS LLC	R	5500.28	ACCOUNTS PAYABLE CHECK
	167130	07/29/2022	SHAREE THORTON	R	11.50	ACCOUNTS PAYABLE CHECK
	167131	07/29/2022	UNIVERSAL PUBLISHING	R	306.98	ACCOUNTS PAYABLE CHECK
	167132	07/29/2022	VISTA HIGHER LEARNING	R	1592.25	ACCOUNTS PAYABLE CHECK
	167133	07/29/2022	TALIA WARNER	R	3.00	ACCOUNTS PAYABLE CHECK
	167134	07/29/2022	WILLIAM & LISA WELSH	R	39.00	ACCOUNTS PAYABLE CHECK
	167135	07/29/2022	ZANER-BLOSER	R	1030.05	ACCOUNTS PAYABLE CHECK
	167136	07/29/2022	CINDY RAKOW	R	20.10	ACCOUNTS PAYABLE CHECK
	167137	07/29/2022	CUYHAOGA CO DEPT OF CHILDEN & FAMIL	R	25.00	ACCOUNTS PAYABLE CHECK
	167138	07/29/2022	TENNILLE ROYSTER	R	50.00	ACCOUNTS PAYABLE CHECK
	167139	07/29/2022	HMH RESTORATION LLC	R	126330.00	ACCOUNTS PAYABLE CHECK
	167140	07/29/2022	ARAMSCO INC	R	4465.00	ACCOUNTS PAYABLE CHECK
	167141	07/29/2022	ATHLETIC LAUNDRY CO.	R	1016.48	ACCOUNTS PAYABLE CHECK
	167142	07/29/2022	BAKER VEHICLE SYSTEM	R	2586.77	ACCOUNTS PAYABLE CHECK
	167143	07/29/2022	BLUUM OF MINNESOTA LLC	R	2525.00	ACCOUNTS PAYABLE CHECK
	167144	07/29/2022	BUCKEYE POWER SALES CO INC	R	890.00	ACCOUNTS PAYABLE CHECK
	167145	07/29/2022	BUCKEYE STATE	R	3120.00	ACCOUNTS PAYABLE CHECK
	167146	07/29/2022	BUSHIVE INC	R	9100.00	ACCOUNTS PAYABLE CHECK
	167147	07/29/2022	CALVETTA BROS CONSTRUCTION	R	35355.12	ACCOUNTS PAYABLE CHECK
*	167147	07/29/2022	CALVETTA BROS CONSTRUCTION	V	-35355.12	VOID MANUAL CHECK
	167148	07/29/2022	CDW	R	24229.97	ACCOUNTS PAYABLE CHECK
	167149	07/29/2022	CHARACTER STRONG	R	4498.00	ACCOUNTS PAYABLE CHECK
	167150	07/29/2022	CHUCK VOSS	R	960.00	ACCOUNTS PAYABLE CHECK
	167151	07/29/2022	CINTAS	R	620.59	ACCOUNTS PAYABLE CHECK
	167152	07/29/2022	CLEVELAND KEY AND SECURITY	R	1829.88	ACCOUNTS PAYABLE CHECK
	167153	07/29/2022	COLONIAL OIL INDUSTRIES INC	R	30733.54	ACCOUNTS PAYABLE CHECK
	167154	07/29/2022	CONTINENTAL FIRE & SECURITY	R	1444.75	ACCOUNTS PAYABLE CHECK
	167155	07/29/2022	NICHOLS PAPER & SUPPLY CO.	R	2845.81	ACCOUNTS PAYABLE CHECK
	167156	07/29/2022	KANNENBERG BROS. CO. INC.	R	65.50	ACCOUNTS PAYABLE CHECK
	167157	07/29/2022	FLINN SCIENTIFIC INC.	R	7888.23	ACCOUNTS PAYABLE CHECK
	167158	07/29/2022	FOLLETT LIBRARY RESOURCES	R	3510.27	ACCOUNTS PAYABLE CHECK
	167159	07/29/2022	GRAINGER	R	334.32	ACCOUNTS PAYABLE CHECK
	167160	07/29/2022	GRTR CLEVE SCHOOL SPRNTNDNT ASSN	R	125.00	ACCOUNTS PAYABLE CHECK
	167161	07/29/2022	HANS FREIGHTLINER	R	741.14	ACCOUNTS PAYABLE CHECK
	167162	07/29/2022	HEPNER AIR FILTER SERVICE INC	R	211.20	ACCOUNTS PAYABLE CHECK

POWERSCHOOL
DATE: 08/22/2022
TIME: 16:28:44

SHAKER HEIGHTS CITY SCHOOLS
CHECK REGISTER INCLUDING SYSTEM VOIDS

PAGE NUMBER: 4
ACCTPA21
ACCOUNTING PERIOD: 1/23

SELECTION CRITERIA: chkstat.rundate between '20220701' and '20220731'

167163	07/29/2022	HOME DEPOT PRO INSTITUTIONAL	R	628.69	ACCOUNTS PAYABLE CHECK
167164	07/29/2022	I B SOURCE	R	981.00	ACCOUNTS PAYABLE CHECK
167165	07/29/2022	INDEPENDENCE BUSINESS SUPPLY	R	724.77	ACCOUNTS PAYABLE CHECK
167166	07/29/2022	J.W. PEPPER & SON INC.	R	69.00	ACCOUNTS PAYABLE CHECK
167167	07/29/2022	JC EHRLICH	R	1296.48	ACCOUNTS PAYABLE CHECK
167168	07/29/2022	JOHNSTONE SUPPLY	R	4696.08	ACCOUNTS PAYABLE CHECK
167169	07/29/2022	JOSTENS INC.	R	93.51	ACCOUNTS PAYABLE CHECK
167170	07/29/2022	KEELER & ASSOCIATES	R	839.00	ACCOUNTS PAYABLE CHECK
167171	07/29/2022	MARK W. HARDAWAY	R	1200.00	ACCOUNTS PAYABLE CHECK
167172	07/29/2022	MARS ELECTRIC	R	524.03	ACCOUNTS PAYABLE CHECK
167173	07/29/2022	MCMASTER CARR	R	3227.29	ACCOUNTS PAYABLE CHECK
167174	07/29/2022	MIDLAND HARDWARE	R	232.08	ACCOUNTS PAYABLE CHECK
167175	07/29/2022	MITINET INC	R	1032.00	ACCOUNTS PAYABLE CHECK
167176	07/29/2022	NASCO	R	107.88	ACCOUNTS PAYABLE CHECK
167177	07/29/2022	NEWPORT CHEMICAL & EQUIPMENT	R	928.37	ACCOUNTS PAYABLE CHECK
167178	07/29/2022	NORTHEAST OHIO REGIONAL LIBRARY	R	265.00	ACCOUNTS PAYABLE CHECK
167179	07/29/2022	OFFICE FURNITURE WAREHOUSE	R	284.00	ACCOUNTS PAYABLE CHECK
167180	07/29/2022	OHIO ASSN OF EMIS PROFESSIONALS	R	50.00	ACCOUNTS PAYABLE CHECK
167181	07/29/2022	RACHEL WIXEY & ASSOCIATES	R	4519.43	ACCOUNTS PAYABLE CHECK
167182	07/29/2022	TEXTBOOK WAREHOUSE LLC	R	7453.75	ACCOUNTS PAYABLE CHECK
167183	07/29/2022	THE LIBRARY STORE INC	R	196.85	ACCOUNTS PAYABLE CHECK
167184	07/29/2022	OHIO DEPT OF COMMERCE	R	363.00	ACCOUNTS PAYABLE CHECK
167185	07/29/2022	TURFSCAPE INC	R	5955.31	ACCOUNTS PAYABLE CHECK
167186	07/29/2022	WEST HEALTH ADVOCATE SOLUTIONS INC	R	943.65	ACCOUNTS PAYABLE CHECK
167187	07/29/2022	WEST WIND EDUCATION POLICY INC	R	30000.00	ACCOUNTS PAYABLE CHECK
167188	07/29/2022	KEETA RICE	R	80.00	ACCOUNTS PAYABLE CHECK
167189	07/29/2022	LILA HANFT	R	91.00	ACCOUNTS PAYABLE CHECK
167190	07/29/2022	SIMIE WOYNEAB	R	14.99	ACCOUNTS PAYABLE CHECK
167191	07/29/2022	HALLIE STEWART	R	47.50	ACCOUNTS PAYABLE CHECK
167192	07/29/2022	TAMIKA JACKSON	R	12.00	ACCOUNTS PAYABLE CHECK
167193	07/29/2022	21ST CENTURY ALARM/DATA	R	3692.00	ACCOUNTS PAYABLE CHECK
167194	07/29/2022	AMAZON.COM	R	53.01	ACCOUNTS PAYABLE CHECK
167195	07/29/2022	BRIGHTLY SOFTWARE INC	R	19299.68	ACCOUNTS PAYABLE CHECK
167196	07/29/2022	CALVETTA BROS CONSTRUCTION	R	35355.12	ACCOUNTS PAYABLE CHECK
167197	07/29/2022	CINTAS	R	535.28	ACCOUNTS PAYABLE CHECK
167198	07/29/2022	NICHOLS PAPER & SUPPLY CO.	R	17042.87	ACCOUNTS PAYABLE CHECK
167199	07/29/2022	EA GROUP	R	910.00	ACCOUNTS PAYABLE CHECK
167200	07/29/2022	EDUCATION LOGISTICS INC.	R	6546.00	ACCOUNTS PAYABLE CHECK
167201	07/29/2022	EMS LINQ INC	R	14028.00	ACCOUNTS PAYABLE CHECK
167202	07/29/2022	EVERDRIVEN TECHNOLOGIES, LLC	R	730.00	ACCOUNTS PAYABLE CHECK
167203	07/29/2022	FASTENAL	R	13.76	ACCOUNTS PAYABLE CHECK
167204	07/29/2022	O.P. AQUATICS	R	3490.42	ACCOUNTS PAYABLE CHECK
167205	07/29/2022	NEARPOD FLOCABULARY	R	13500.00	ACCOUNTS PAYABLE CHECK
167206	07/29/2022	FRONTLINE TECHNOLOGIES GROUP LLC	R	23838.78	ACCOUNTS PAYABLE CHECK
167207	07/29/2022	FUZION SPORTS LLC	R	1385.10	ACCOUNTS PAYABLE CHECK
167208	07/29/2022	GABLE ELEVATOR & LIFT INC.	R	585.00	ACCOUNTS PAYABLE CHECK
167209	07/29/2022	GENE PTACEK & SON FIRE EQUIPMENT CO	R	2445.00	ACCOUNTS PAYABLE CHECK
167210	07/29/2022	GOPHER SPORTS	R	469.61	ACCOUNTS PAYABLE CHECK
167211	07/29/2022	GRAINGER	R	175.83	ACCOUNTS PAYABLE CHECK
167212	07/29/2022	GREAT LAKES ADVENTURES	R	56800.00	ACCOUNTS PAYABLE CHECK
167213	07/29/2022	GREATER CLEVELAND SAFETY COUNCIL	R	834.00	ACCOUNTS PAYABLE CHECK
167214	07/29/2022	GUARDIAN ALARM CO.	R	915.66	ACCOUNTS PAYABLE CHECK
167215	07/29/2022	HIDDEN VALLEY ELECTRIC INC	R	1500.00	ACCOUNTS PAYABLE CHECK
167216	07/29/2022	HOME DEPOT PRO INSTITUTIONAL	R	110.88	ACCOUNTS PAYABLE CHECK
167217	07/29/2022	INTEGRATED PREC SYS ENTERPRISE INC	R	544.93	ACCOUNTS PAYABLE CHECK
167218	07/29/2022	JC EHRLICH	R	453.60	ACCOUNTS PAYABLE CHECK
167219	07/29/2022	K12 SCHOOL CONSULTANTS LLC	R	99.00	ACCOUNTS PAYABLE CHECK

POWERSCHOOL
DATE: 08/22/2022
TIME: 16:28:44

SHAKER HEIGHTS CITY SCHOOLS
CHECK REGISTER INCLUDING SYSTEM VOIDS

PAGE NUMBER: 5
ACCTPA21
ACCOUNTING PERIOD: 1/23

SELECTION CRITERIA: chkstat.rundate between '20220701' and '20220731'

167220	07/29/2022	LOWE'S COMPANIES INC	R	274.98	ACCOUNTS PAYABLE CHECK
167221	07/29/2022	MAIN STREAM ENTERPRISES INC.	R	1200.00	ACCOUNTS PAYABLE CHECK
167222	07/29/2022	MARS ELECTRIC	R	193.09	ACCOUNTS PAYABLE CHECK
167223	07/29/2022	MERSI DISTRIBUTION LLC	R	2576.00	ACCOUNTS PAYABLE CHECK
167224	07/29/2022	MIDLAND HARDWARE	R	312.53	ACCOUNTS PAYABLE CHECK
167225	07/29/2022	MPS	R	10059.60	ACCOUNTS PAYABLE CHECK
167226	07/29/2022	MYERS EQUIPMENT CORP	R	206.54	ACCOUNTS PAYABLE CHECK
167227	07/29/2022	NAPA AUTO PARTS	R	920.61	ACCOUNTS PAYABLE CHECK
167228	07/29/2022	NEPTUNE PLUMBING & HEATING CO.	R	1074.91	ACCOUNTS PAYABLE CHECK
167229	07/29/2022	NEWPORT CHEMICAL & EQUIPMENT	R	8659.71	ACCOUNTS PAYABLE CHECK
167230	07/29/2022	NORTH COAST LIFT TRUCK INC.	R	1550.10	ACCOUNTS PAYABLE CHECK
167231	07/29/2022	NORTH COAST TUTORING SERVICES	R	780.00	ACCOUNTS PAYABLE CHECK
167232	07/29/2022	OHIO SCHOOL BOARDS ASSOC.	R	2700.00	ACCOUNTS PAYABLE CHECK
167233	07/29/2022	O'REILLY AUTO ENTERPRISES LLC	R	61.55	ACCOUNTS PAYABLE CHECK
167234	07/29/2022	SAVVAS	R	3564.00	ACCOUNTS PAYABLE CHECK
167235	07/29/2022	PRO ONCALL TECHNOLOGIES LLC	R	79.95	ACCOUNTS PAYABLE CHECK
167236	07/29/2022	QUADIENT INC	R	1376.04	ACCOUNTS PAYABLE CHECK
167237	07/29/2022	SHUTTLERS UNIFORM	R	58.00	ACCOUNTS PAYABLE CHECK
167238	07/29/2022	SOS SPEEDY OFFICE SUPPLY	R	779.39	ACCOUNTS PAYABLE CHECK
167239	07/29/2022	SOVEREIGN INDUSTRIES INC	R	1258.50	ACCOUNTS PAYABLE CHECK
167240	07/29/2022	SYNOVIA SOLUTIONS	R	232.00	ACCOUNTS PAYABLE CHECK
167241	07/29/2022	TEXTBOOK WAREHOUSE LLC	R	2339.72	ACCOUNTS PAYABLE CHECK
167242	07/29/2022	OARNET AT OSU	R	1990.00	ACCOUNTS PAYABLE CHECK
* 167244	07/29/2022	OHIO DEPT OF COMMERCE	R	1638.00	ACCOUNTS PAYABLE CHECK
167245	07/29/2022	UH OCCUPATIONAL HEALTH	R	905.00	ACCOUNTS PAYABLE CHECK
167246	07/29/2022	WOODHILL SUPPLY	R	464.16	ACCOUNTS PAYABLE CHECK
167247	07/29/2022	BURGER'S ACE HARDWARE	R	49.99	ACCOUNTS PAYABLE CHECK
167248	07/29/2022	CERNI MOTORS	R	77.06	ACCOUNTS PAYABLE CHECK
167249	07/29/2022	CINTAS	R	608.02	ACCOUNTS PAYABLE CHECK
167250	07/29/2022	CITY OF SHAKER HEIGHTS	R	1750.00	ACCOUNTS PAYABLE CHECK
167251	07/29/2022	CLEVELAND ROWING FOUNDATION	R	3580.00	ACCOUNTS PAYABLE CHECK
167252	07/29/2022	NICHOLS PAPER & SUPPLY CO.	R	4471.77	ACCOUNTS PAYABLE CHECK
167253	07/29/2022	FLINN SCIENTIFIC INC.	R	14.32	ACCOUNTS PAYABLE CHECK
167254	07/29/2022	SHARON GALIN	R	1541.55	ACCOUNTS PAYABLE CHECK
167255	07/29/2022	HMA PROMOTIONS	R	333.08	ACCOUNTS PAYABLE CHECK
167256	07/29/2022	KIDSLINK SCHOOL LLC	R	13750.00	ACCOUNTS PAYABLE CHECK
167257	07/29/2022	OHIO ASSN OF EMIS PROFESSIONALS	R	260.00	ACCOUNTS PAYABLE CHECK
167258	07/29/2022	SARGENT WELCH	R	943.62	ACCOUNTS PAYABLE CHECK
167259	07/29/2022	SCHOOLMATE	R	882.50	ACCOUNTS PAYABLE CHECK
167260	07/29/2022	SHIFFLER EQUIPMENT SALES	R	3383.16	ACCOUNTS PAYABLE CHECK
167261	07/29/2022	UH OCCUPATIONAL HEALTH	R	900.00	ACCOUNTS PAYABLE CHECK
167262	07/29/2022	AVI FOODSYSTEMS INC	R	61723.90	ACCOUNTS PAYABLE CHECK
167263	07/29/2022	CLASSIC TELEPRODUCT. INC.	R	5500.00	ACCOUNTS PAYABLE CHECK
167264	07/29/2022	M-A BUILDING & MAINTENANCE	R	20000.00	ACCOUNTS PAYABLE CHECK
167265	07/29/2022	CCT FINANCIAL / US BANK	R	245.00	ACCOUNTS PAYABLE CHECK
167266	07/29/2022	FUZION SPORTS LLC	R	9180.00	ACCOUNTS PAYABLE CHECK
167267	07/29/2022	SAVVAS	R	96847.66	ACCOUNTS PAYABLE CHECK
* 240541	07/01/2022	AIG RETIREMENT	R	3575.00	ACCOUNTS PAYABLE CHECK
240542	07/01/2022	AMERICAN FAMILY LIFE INS, ASSN CO.	R	921.73	ACCOUNTS PAYABLE CHECK
240543	07/01/2022	ASPIRE FINANCIAL SERVICES	R	6744.45	ACCOUNTS PAYABLE CHECK
240544	07/01/2022	EQUITABLE FINANCIAL	R	6671.00	ACCOUNTS PAYABLE CHECK
240545	07/01/2022	EQUITABLE FINANCIAL	R	6049.50	ACCOUNTS PAYABLE CHECK
240546	07/01/2022	PENSERV PLAN SERVICES INC	R	462.50	ACCOUNTS PAYABLE CHECK
240547	07/01/2022	GALIC DISBURSING CO.	R	2761.07	ACCOUNTS PAYABLE CHECK
240548	07/01/2022	LYNDHURST MUNICIPAL COURT	R	699.95	ACCOUNTS PAYABLE CHECK
240549	07/01/2022	METLIFE GROUP	R	3873.83	ACCOUNTS PAYABLE CHECK
240550	07/01/2022	GWN MARKETING, INC	R	1272.00	ACCOUNTS PAYABLE CHECK

POWERSCHOOL
DATE: 08/22/2022
TIME: 16:28:44

SHAKER HEIGHTS CITY SCHOOLS
CHECK REGISTER INCLUDING SYSTEM VOIDS

PAGE NUMBER: 6
ACCTPA21
ACCOUNTING PERIOD: 1/23

SELECTION CRITERIA: chkstat.rundate between '20220701' and '20220731'

240551	07/01/2022	NATIONAL LIFE GROUP	R	750.06	ACCOUNTS PAYABLE CHECK
240552	07/01/2022	PACIFIC LIFE	R	1875.00	ACCOUNTS PAYABLE CHECK
240553	07/01/2022	RF DISBURSEMENTS	R	517.50	ACCOUNTS PAYABLE CHECK
240554	07/01/2022	SHAKER HTS MUNICIPAL COURT	R	227.00	ACCOUNTS PAYABLE CHECK
240555	07/01/2022	STANDING CHAPTER 13 TRUSTEE	R	2200.20	ACCOUNTS PAYABLE CHECK
240556	07/01/2022	SECURITY BENEFITS	R	575.00	ACCOUNTS PAYABLE CHECK
240557	07/16/2022	AIG RETIREMENT	R	3500.00	ACCOUNTS PAYABLE CHECK
240558	07/16/2022	AMERICAN FAMILY LIFE INS, ASSN CO.	R	921.73	ACCOUNTS PAYABLE CHECK
240559	07/16/2022	ASPIRE FINANCIAL SERVICES	R	6844.45	ACCOUNTS PAYABLE CHECK
240560	07/16/2022	EQUITABLE FINANCIAL	R	6671.00	ACCOUNTS PAYABLE CHECK
240561	07/16/2022	EQUITABLE FINANCIAL	R	5949.50	ACCOUNTS PAYABLE CHECK
240562	07/16/2022	FIRST LOAN	R	196.52	ACCOUNTS PAYABLE CHECK
240563	07/16/2022	PENSERV PLAN SERVICES INC	R	462.50	ACCOUNTS PAYABLE CHECK
240564	07/16/2022	GALIC DISBURSING CO.	R	2811.07	ACCOUNTS PAYABLE CHECK
240565	07/16/2022	LYNDHURST MUNICIPAL COURT	R	699.95	ACCOUNTS PAYABLE CHECK
240566	07/16/2022	METLIFE GROUP	R	3873.83	ACCOUNTS PAYABLE CHECK
240567	07/16/2022	GWN MARKETING, INC	R	1272.00	ACCOUNTS PAYABLE CHECK
240568	07/16/2022	NATIONAL LIFE GROUP	R	750.06	ACCOUNTS PAYABLE CHECK
240569	07/16/2022	PACIFIC LIFE	R	1875.00	ACCOUNTS PAYABLE CHECK
240570	07/16/2022	RF DISBURSEMENTS	R	517.50	ACCOUNTS PAYABLE CHECK
240571	07/16/2022	SHAKER HTS MUNICIPAL COURT	R	227.00	ACCOUNTS PAYABLE CHECK
240572	07/16/2022	STANDING CHAPTER 13 TRUSTEE	R	2200.20	ACCOUNTS PAYABLE CHECK
240573	07/16/2022	SECURITY BENEFITS	R	575.00	ACCOUNTS PAYABLE CHECK
* V944667	07/11/2022	HUNTINGTON BANK-MASTERCARDS	V	0.00	VOID: MULTI STUB VOUCHER
* V944668	07/11/2022	HUNTINGTON BANK-MASTERCARDS	V	0.00	VOID: MULTI STUB VOUCHER
* V944671	07/11/2022	AMERICAN EXPRESS	V	0.00	VOID: MULTI STUB VOUCHER
* V944672	07/11/2022	AMERICAN EXPRESS	V	0.00	VOID: MULTI STUB VOUCHER
* V944673	07/11/2022	AMERICAN EXPRESS	V	0.00	VOID: MULTI STUB VOUCHER
* V944674	07/11/2022	AMERICAN EXPRESS	V	0.00	VOID: MULTI STUB VOUCHER
* V944675	07/11/2022	AMERICAN EXPRESS	V	0.00	VOID: MULTI STUB VOUCHER
* V944688	07/29/2022	AMERICAN EXPRESS	R	36926.69	ACCOUNTS PAYABLE VOUCHER
* V944691	07/29/2022	HUNTINGTON BANK-MASTERCARDS	R	43548.84	ACCOUNTS PAYABLE VOUCHER
* V944692	07/29/2022	AT & T	R	932.26	ACCOUNTS PAYABLE VOUCHER
* V944693	07/29/2022	CITY OF CLEVELAND WATER	R	11395.00	ACCOUNTS PAYABLE VOUCHER
* V944694	07/29/2022	MATHEMATICALLY MINDED	R	297.00	ACCOUNTS PAYABLE VOUCHER
* V944695	07/29/2022	NORTHEAST OHIO REGIONAL SEWER	R	16307.00	ACCOUNTS PAYABLE VOUCHER
* V944696	07/29/2022	SPECTRUM (TIME WARNER CABLE)	R	2723.86	ACCOUNTS PAYABLE VOUCHER
* V944697	07/29/2022	VERIZON	R	7247.23	ACCOUNTS PAYABLE VOUCHER
* V944698	07/29/2022	WASTE MANAGEMENT OF OHIO INC	R	6179.46	ACCOUNTS PAYABLE VOUCHER
* V944699	07/31/2022	HNB MEDICARE	R	75371.08	ACCOUNTS PAYABLE VOUCHER
* V944700	07/31/2022	SCHOOL EMPLOYEE RETIREMENT (SERS)	R	35002.88	ACCOUNTS PAYABLE VOUCHER
* V944701	07/31/2022	STATE TEACHERS RETIREMENT (STRS)	R	28699.24	ACCOUNTS PAYABLE VOUCHER
* V944702	07/31/2022	ALLSTATE	R	17829.72	ACCOUNTS PAYABLE VOUCHER
* V944703	07/31/2022	LINCOLN NATIONAL LIFE INS CO	R	4530.41	ACCOUNTS PAYABLE VOUCHER
* V944704	07/31/2022	MEDICAL MUTUAL FLEX PLAN	R	18918.54	ACCOUNTS PAYABLE VOUCHER
* V944705	07/31/2022	ANTHEM	R	67502.31	ACCOUNTS PAYABLE VOUCHER
* V944706	07/31/2022	MEDICAL MUTUAL OF OHIO	R	939781.68	ACCOUNTS PAYABLE VOUCHER
* V944707	07/29/2022	PAY FOR IT	R	45.36	ACCOUNTS PAYABLE VOUCHER
* V944708	07/29/2022	RED TREE INVESTMENT GROUP	R	4389.29	ACCOUNTS PAYABLE VOUCHER
* V944709	07/29/2022	SQUARE	R	12.64	ACCOUNTS PAYABLE VOUCHER
* V944710	07/31/2022	HUNTINGTON BANK	R	1344.81	ACCOUNTS PAYABLE VOUCHER
* V944711	07/31/2022	MWW1 OH LLC	R	2300.00	ACCOUNTS PAYABLE VOUCHER
* V944712	07/31/2022	SHAKER HEIGHTS PUBLIC LIBRARY	R	500.00	ACCOUNTS PAYABLE VOUCHER
* V944713	07/31/2022	CCT FINANCIAL	R	10336.25	ACCOUNTS PAYABLE VOUCHER
* V948328	07/01/2022	AFSCME PEOPLE	R	20.85	ACCOUNTS PAYABLE VOUCHER
* V948329	07/01/2022	ALLSTATE	R	9132.36	ACCOUNTS PAYABLE VOUCHER
* V948330	07/01/2022	DEARBORN LIFE INSURANCE COMPANY	R	4718.67	ACCOUNTS PAYABLE VOUCHER

POWERSCHOOL
DATE: 08/22/2022
TIME: 16:28:44

SHAKER HEIGHTS CITY SCHOOLS
CHECK REGISTER INCLUDING SYSTEM VOIDS

PAGE NUMBER: 7
ACCTPA21
ACCOUNTING PERIOD: 1/23

SELECTION CRITERIA: chkstat.rundate between '20220701' and '20220731'

* V948331	07/01/2022	EDUCATORS RESERVE	R	1171.00	ACCOUNTS PAYABLE VOUCHER
* V948332	07/01/2022	HNB MEDICARE	R	74322.26	ACCOUNTS PAYABLE VOUCHER
* V948333	07/01/2022	HUNTINGTON BANK	R	228346.29	ACCOUNTS PAYABLE VOUCHER
* V948334	07/01/2022	LEGALSHIELD	R	594.88	ACCOUNTS PAYABLE VOUCHER
* V948335	07/01/2022	LINCOLN NATIONAL LIFE INS CO	R	2187.38	ACCOUNTS PAYABLE VOUCHER
* V948336	07/01/2022	LOCAL 200 DUES 12 MO	R	1860.00	ACCOUNTS PAYABLE VOUCHER
* V948337	07/01/2022	MEDICAL MUTUAL FLEX PLAN	R	11023.40	ACCOUNTS PAYABLE VOUCHER
* V948338	07/01/2022	O.A.P.S.E. LOCAL 149	R	2815.01	ACCOUNTS PAYABLE VOUCHER
* V948339	07/01/2022	OHIO CHILD SUPPORT CENTRAL	R	4750.49	ACCOUNTS PAYABLE VOUCHER
* V948340	07/01/2022	OHIO PUBLIC DEFERRED COMPENSATION	R	12587.84	ACCOUNTS PAYABLE VOUCHER
* V948341	07/01/2022	OHIO SCHOOL DISTRICT INC.TAX	R	243.83	ACCOUNTS PAYABLE VOUCHER
* V948342	07/01/2022	RITA	R	57921.65	ACCOUNTS PAYABLE VOUCHER
* V948343	07/01/2022	SCHOOL EMPLOYEE RETIREMENT	R	69172.08	ACCOUNTS PAYABLE VOUCHER
* V948344	07/01/2022	SCHOOL EMPLOYEE RETIREMENT (SERS)	R	108124.57	ACCOUNTS PAYABLE VOUCHER
* V948345	07/01/2022	SHCSD DENTAL	R	30552.36	ACCOUNTS PAYABLE VOUCHER
* V948346	07/01/2022	SHCSD MEDICAL	R	406490.14	ACCOUNTS PAYABLE VOUCHER
* V948347	07/01/2022	SHCSD PRESCRIPTION	R	98748.94	ACCOUNTS PAYABLE VOUCHER
* V948348	07/01/2022	STATE TEACHERS RETIREMENT	R	263739.49	ACCOUNTS PAYABLE VOUCHER
* V948349	07/01/2022	STATE TEACHERS RETIREMENT (STRS)	R	292821.84	ACCOUNTS PAYABLE VOUCHER
* V948350	07/01/2022	STRS BUY BACK ANNUITIZED	R	1263.75	ACCOUNTS PAYABLE VOUCHER
* V948351	07/01/2022	TREASURER, STATE OF OHIO	R	60206.50	ACCOUNTS PAYABLE VOUCHER
* V948352	07/01/2022	VOYA RETIREMENT INS. AND ANNUITY CO	R	2778.52	ACCOUNTS PAYABLE VOUCHER
* V948353	07/01/2022	VOYA RETIREMENT INS.&ANNUITY	R	5276.53	ACCOUNTS PAYABLE VOUCHER
* V958354	07/16/2022	AFSCME PEOPLE	R	20.85	ACCOUNTS PAYABLE VOUCHER
* V958355	07/16/2022	ALLSTATE	R	8905.92	ACCOUNTS PAYABLE VOUCHER
* V958356	07/16/2022	DEARBORN LIFE INSURANCE COMPANY	R	4619.88	ACCOUNTS PAYABLE VOUCHER
* V958357	07/16/2022	EDUCATORS RESERVE	R	1171.00	ACCOUNTS PAYABLE VOUCHER
* V958358	07/16/2022	HNB MEDICARE	R	76419.26	ACCOUNTS PAYABLE VOUCHER
* V958359	07/16/2022	HUNTINGTON BANK	R	245709.40	ACCOUNTS PAYABLE VOUCHER
* V958360	07/16/2022	LEGALSHIELD	R	576.96	ACCOUNTS PAYABLE VOUCHER
* V958361	07/16/2022	LINCOLN NATIONAL LIFE INS CO	R	2187.38	ACCOUNTS PAYABLE VOUCHER
* V958362	07/16/2022	LOCAL 200 DUES 12 MO	R	1920.00	ACCOUNTS PAYABLE VOUCHER
* V958363	07/16/2022	MEDICAL MUTUAL FLEX PLAN	R	11093.99	ACCOUNTS PAYABLE VOUCHER
* V958364	07/16/2022	O.A.P.S.E. LOCAL 149	R	2750.40	ACCOUNTS PAYABLE VOUCHER
* V958365	07/16/2022	OHIO CHILD SUPPORT CENTRAL	R	4940.61	ACCOUNTS PAYABLE VOUCHER
* V958366	07/16/2022	OHIO PUBLIC DEFERRED COMPENSATION	R	12087.84	ACCOUNTS PAYABLE VOUCHER
* V958367	07/16/2022	OHIO SCHOOL DISTRICT INC.TAX	R	227.58	ACCOUNTS PAYABLE VOUCHER
* V958368	07/16/2022	RITA	R	59513.11	ACCOUNTS PAYABLE VOUCHER
* V958369	07/16/2022	SCHOOL EMPLOYEE RETIREMENT	R	69403.44	ACCOUNTS PAYABLE VOUCHER
* V958370	07/16/2022	SCHOOL EMPLOYEE RETIREMENT (SERS)	R	108599.00	ACCOUNTS PAYABLE VOUCHER
* V958371	07/16/2022	SHCSD DENTAL	R	30518.47	ACCOUNTS PAYABLE VOUCHER
* V958372	07/16/2022	SHCSD MEDICAL	R	405351.98	ACCOUNTS PAYABLE VOUCHER
* V958373	07/16/2022	SHCSD PRESCRIPTION	R	98537.94	ACCOUNTS PAYABLE VOUCHER
* V958374	07/16/2022	STATE TEACHERS RETIREMENT	R	269610.82	ACCOUNTS PAYABLE VOUCHER
* V958375	07/16/2022	STATE TEACHERS RETIREMENT (STRS)	R	298882.46	ACCOUNTS PAYABLE VOUCHER
* V958376	07/16/2022	STRS BUY BACK ANNUITIZED	R	1263.75	ACCOUNTS PAYABLE VOUCHER
* V958377	07/16/2022	TREASURER, STATE OF OHIO	R	63969.89	ACCOUNTS PAYABLE VOUCHER
* V958378	07/16/2022	VOYA RETIREMENT INS. AND ANNUITY CO	R	2778.52	ACCOUNTS PAYABLE VOUCHER
* V958379	07/16/2022	VOYA RETIREMENT INS.&ANNUITY	R	5276.53	ACCOUNTS PAYABLE VOUCHER
TOTAL FUND				6747514.65	
TOTAL REPORT				6747514.65	

10. BOND ISSUE EXPENDITURE SUMMARY

SHAKER HEIGHTS CITY SCHOOL DISTRICT
FUND 004
CAPITAL PROJECT EXPENDITURES

SUMMARY AS OF
July 31, 2022

CATEGORY	BEG. OF MONTH BALANCE	EXPENDITURES MTD	EXPENDITURES TO DATE
OTHER NON-BOND PROJECTS 9121, 9150&9620	\$31,410,791.82	\$0.00	\$31,410,791.82
SSF FUNDED PROJECTS	\$2,475,568.82	\$0.00	\$2,475,568.82
FY2018 BONDS-SCC 94xx	\$25,410,826.64	\$114,768.75	\$25,525,595.39
TOTAL TO DATE	\$59,297,187.28	\$114,768.75	\$59,411,956.03

**NON-BOND SOURCES
OTHER**

PROJECT December 31 2018	BUILDING	Land, Building Vehicles, F&E	CHECK DATE	SPECIAL COST CENTER	ESTIMATED COST	ACTUAL COST MTD	ACTUAL COST TO DATE	CONTRACTOR/ VENDOR
Other:								
install hot water boiler; remove old one	Middle School		1/12/2005		\$6,000.00	\$6,000.00	\$6,000.00	Hoover Heating & Air Cond.
completion of electrical upgrades	High School		1/31/2005		\$11,472.00	\$11,472.00	\$11,472.00	Genesis Electric
service on Hydro Pulse boiler	District		1/31/2005		\$685.00	\$685.00	\$685.00	Hoover Heating & Air Cond.
DA Robers & Assoc	District		2/9/2005		\$2,000.00	\$2,000.00	\$2,000.00	DA Robers & Assoc.
repair roof leaks	Woodbury		2/17/2005		\$470.00	\$470.00	\$470.00	Allied Commerical Roofing
repair roof leaks	Middle School		2/17/2005		\$260.00	\$260.00	\$260.00	Allied Commerical Roofing
telecomm & tech consulting project	District		2/17/2005		\$2,343.75	\$2,343.75	\$2,343.75	Business Technologies
Boulevard elevator - architectural fee	Boulevard		2/17/2005		\$2,070.00	\$2,070.00	\$2,070.00	Collins, Gordon, Bostwick
8 Year Plan - prof services	District		2/17/2005		\$1,298.75	\$1,298.75	\$1,298.75	Collins, Gordon, Bostwick
Onaway Learning Garden - architect	Onaway		2/17/2005		\$3,207.99	\$3,207.99	\$3,207.99	McKnight & Assoc. Ltd.
48 chairs with chrome frames	Fernway		2/17/2005		\$2,283.43	\$2,283.43	\$2,283.43	Waller-Duman Inc.
cafeteria table	Boulevard		2/17/2005		\$942.44	\$942.44	\$942.44	Waller-Duman Inc.
20 folding tables	High School		2/17/2005		\$4,851.00	\$4,851.00	\$4,851.00	Waller-Duman Inc.
repair roof leaks	High School		2/25/2005		\$860.00	\$860.00	\$860.00	Allied Commerical Roofing
repair roof leaks	High School		2/25/2005		\$440.00	\$440.00	\$440.00	Allied Commerical Roofing
repair roof leaks	Fernway		2/25/2005		\$250.00	\$250.00	\$250.00	Allied Commerical Roofing
engineering visit - swing support	Mercer		2/25/2005		\$375.00	\$375.00	\$375.00	Barber and Hoffman Inc
engineering visit - stair vibration	Fernway		2/25/2005		\$840.00	\$840.00	\$840.00	Barber and Hoffman Inc
schematic design - 8 Year Plan	District		2/25/2005		\$1,860.00	\$1,860.00	\$1,860.00	Collins, Gordon, Bostwick
HVAC service call - Phys Ed office	High School		2/25/2005		\$152.50	\$152.50	\$152.50	Hoover Heating & Air Cond.
2nd year of Gold maint - 60 mo contract	District		3/8/2005		\$7,599.00	\$7,599.00	\$7,599.00	Integrated Precision
Woodbury addendum on maint contract	Woodbury		3/8/2005		\$2,081.45	\$2,081.45	\$2,081.45	Integrated Precision
project mgmt activites - roof restoration	HS, Mercer		3/16/2005		\$630.00	\$630.00	\$630.00	Kenderson, Inc.
audio/video consult/design	Onaway		3/16/2005		\$111.18	\$111.18	\$111.18	Teamco/John Paul Baker
repair roof leaks	Bus Gar, Mercer		3/16/2005		\$720.00	\$720.00	\$720.00	Allied Commerical Roofing
consulting - spec ed student transp	District		3/16/2005		\$3,000.00	\$3,000.00	\$3,000.00	Education Logistics, Inc.
audio/video consult/design	Middle School		3/24/2005		\$607.66	\$607.66	\$607.66	Teamco/John Paul Baker
tractor and loader	District		3/24/2005		\$21,612.55	\$21,612.55	\$21,612.55	West Shore New Holland, Inc
legal ad for "Peter's Garden"	Onaway		3/28/2005		\$556.92	\$556.92	\$556.92	Plain Dealer
engnr/arch serv - mobile classrm relo	District		3/30/2005		\$17,969.53	\$17,969.53	\$17,969.53	Christian & Kloppe, Inc.
arch services - SHCSD 8 year plan	District		3/30/2005		\$2,070.00	\$2,070.00	\$2,070.00	Collins, Gordon, Bostwick
roof and gutter repairs	District	Building	4/28/2005	9150	\$1,225.00	\$1,225.00	\$1,225.00	Allied Commercial Roofing
spec ed transp study - travel exp	District	F&E	4/28/2005	9150	\$275.63	\$275.63	\$275.63	Education Logistics, Inc.
flat screen monitor (19")	Transportation	F&E	4/30/2005	9150	\$349.00	\$349.00	\$349.00	Dell Marketing L.P.
flat screen monitor (17")	Admin	F&E	4/30/2005	9150	\$229.00	\$229.00	\$229.00	Dell Marketing L.P.
engineering for elect serv upgrade	High School	Building	5/4/2005	9150	\$520.00	\$520.00	\$520.00	Karpinski Engineering
install mini-split A/C units (5)	District	F&E	5/10/2005	9150	\$21,282.50	\$21,282.50	\$21,282.50	Hoover Heating & Air Cond.
ornamental spray - Rose Garden	Woodbury	Land	5/26/2005	9150	\$97.00	\$97.00	\$97.00	H.A.M. Landscaping
tables with Chem-Armor surface (3)	Woodbury	F&E	5/26/2005	9150	\$3,135.00	\$3,135.00	\$3,135.00	Ward's Natural Science
metal student lockers	Fernway	F&E	5/26/2005	9150	\$1,200.00	\$1,200.00	\$1,200.00	Waller-Duman Inc.
ornamental Spray - Rose Garden	Woodbury	Land	6/9/2005	9150	\$195.45	\$195.45	\$195.45	H.A.M. Landscaping
qtrly fee - telecom & tech consulting	Admin	F&E	6/9/2005	9150	\$2,343.75	\$2,343.75	\$2,343.75	Business Technologies

OTHER

PROJECT December 31 2018	BUILDING	Land, Building Vehicles, F&E	CHECK DATE	SPECIAL COST CENTER	ESTIMATED COST	ACTUAL COST MTD	ACTUAL COST TO DATE	CONTRACTOR/ VENDOR
TV mount	Boulevard	F&E	6/27/2005	9150	\$180.00	\$180.00	\$180.00	Teamco/John Paul Baker
travel exp for transp consultant	Admin	F&E	6/27/2005	9150	\$278.17	\$278.17	\$278.17	Education Logistics, Inc.
portion of plan review - elev study	Boulevard	Building	6/27/2005	9150	\$188.23	\$188.23	\$188.23	Collins, Gordon, Bostwick
landscaping at Woodbury	Woodbury	Land	7/28/2005	9150	\$135.00	\$135.00	\$135.00	H.A.M. Landscaping
rooftop unit above HS Library	High School	F&E	7/29/2005	9150	\$806.25	\$806.25	\$806.25	Hoover Heating & Air Cond.
install new boiler	Boulevard	F&E	7/29/2005	9150	\$20,580.00	\$20,580.00	\$20,580.00	RCR Services Inc.
1/2 cost of Door H lock and remote	District	Building	8/5/2005	9150	\$2,365.45	\$2,365.45	\$2,365.45	Integrated Precision
qtrly fee - telecom & tech consulting	Admin	F&E	8/12/2005	9150	\$2,343.75	\$2,343.75	\$2,343.75	Business Technologies
ornamental spray - Rose Garden	Woodbury	Land	8/12/2005	9150	\$540.00	\$540.00	\$540.00	H.A.M. Landscaping
architectural services - Peters Garden	Onaway	Land	8/31/2005	9150	\$1,512.46	\$1,512.46	\$1,512.46	McKnight & Assoc. Ltd.
miscellaneous roof repairs	District	Building	9/15/2005	9150	\$1,260.00	\$1,260.00	\$1,260.00	Allied Commercial Roofing
ornamental Spray - Rose Garden	Woodbury	Land	9/15/2005	9150	\$405.00	\$405.00	\$405.00	H.A.M. Landscaping
service call on small a/c unit	High School	F&E	9/15/2005	9150	\$203.00	\$203.00	\$203.00	Hoover Heating & Air Cond.
architectural services - Peters Garden	Onaway	Land	9/23/2005	9150	\$900.00	\$900.00	\$900.00	McKnight & Assoc. Ltd.
upgrade AED units	District	F&E	9/23/2005	9150	\$7,281.25	\$7,281.25	\$7,281.25	Medtronic Physio-Control Corp
annual roofing inspection/assessment	District	Building	10/12/2005	9150	\$1,375.00	\$1,375.00	\$1,375.00	Kenderson, Inc.
re-mount TV in music room	Woodbury	F&E	10/12/2005	9150	\$277.60	\$277.60	\$277.60	Teamco/John Paul Baker
repairs on computer lab rooftop a/c	Woodbury	F&E	10/19/2005	9150	\$338.93	\$338.93	\$338.93	Hoover Heating & Air Cond.
maint contract - attendance ph system	High School	F&E	10/28/2005	9150	\$395.00	\$395.00	\$395.00	US Netcom Corp
repair of roof leaks	MS & Bus Gar	Building	11/4/2005	9150	\$1,550.00	\$1,550.00	\$1,550.00	Allied Commercial Roofing
SMART board	Onaway	F&E	11/4/2004	9150	\$1,923.00	\$1,923.00	\$1,923.00	SMART Ed. Services
partial exp for SMARTbd to Jennings	Onaway	F&E	5/18/2006	9150	(\$1,373.37)	(\$1,373.37)	(\$1,373.37)	SSF/Jennings Grant
ornamental Spray, Rose Garden, Sep	Woodbury	Land	11/7/2005	9150	\$540.00	\$540.00	\$540.00	H.A.M. Landscaping
five addtl parking slots (Peter's Grdn)	Onaway	Land	11/14/2005	9150	\$22,962.00	\$22,962.00	\$22,962.00	Vizmeg Landscape Inc.
repair of roof leaks	Admin	Building	11/18/2005	9150	\$230.00	\$230.00	\$230.00	Allied Commercial Roofing
ornamental spray, Rose Garden, Oct	Woodbury	Land	11/23/2005	9150	\$270.00	\$270.00	\$270.00	H.A.M. Landscaping
upgrade of a/c unit to Mitsubishi	Onaway	F&E	11/23/2005	9150	\$650.00	\$650.00	\$650.00	Hoover Heating & Air Cond.
s/w maint & support - PhoneMaster	Transportation	F&E	12/9/2005	9150	\$499.00	\$499.00	\$499.00	US Netcom Corp
roof repairs at Admin Building	Admin	Building	12/30/2005	9150	\$395.00	\$395.00	\$395.00	Allied Commercial Roofing
misc service calls re: furnace/AC	District	F&E	1/13/2006	9150	\$1,531.34	\$1,531.34	\$1,531.34	Hoover Heating & Air Cond.
gutter and roof repair	Mercer	Building	1/24/2006	9150	\$1,595.00	\$1,595.00	\$1,595.00	Allied Commercial Roofing
two Epson projectors	Onaway	F&E	2/10/2006	9150	\$2,483.98	\$2,483.98	\$2,483.98	CDW Government, Inc.
labor for mounting televisions	Boulevard	F&E	2/15/2006	9150	\$480.00	\$480.00	\$480.00	Teamco/John Paul Baker
corner desk with hutch, storage unit	District	F&E	2/15/2006	9150	\$1,658.00	\$1,658.00	\$1,658.00	Mentor Office Supply
mobile files with lock	District	F&E	2/15/2006	9150	\$692.00	\$692.00	\$692.00	Mentor Office Supply
appliance - tchrs lounge (was Fnd 01)	Boulevard	F&E	2/28/2006	9150	\$455.00	\$455.00	\$455.00	Lowe's
music library system	Middle School	F&E	3/9/2006	9150	\$6,584.25	\$6,584.25	\$6,584.25	Wenger Corporation
repairs of roof leak over room 113	Lomond	Building	3/31/2006	9150	\$385.00	\$385.00	\$385.00	Allied Commercial Roofing
ornamental spray, Rose Garden, Mar	Woodbury	Land	4/27/2006	9150	\$135.00	\$135.00	\$135.00	H.A.M. Landscaping
ornamental spray, Rose Garden, Apr	Woodbury	Land	5/25/2006	9150	\$135.00	\$135.00	\$135.00	H.A.M. Landscaping
repair of roof leak and loose slates	Woodbury	Building	6/16/2006	9150	\$265.00	\$265.00	\$265.00	Allied Commercial Roofing
repair of three roof leak areas	Boulevard	Building	6/16/2006	9150	\$725.00	\$725.00	\$725.00	Allied Commercial Roofing
correction to SSF share for P's Garden	Onaway	Land	6/30/2006	9150	\$702.00	\$702.00	\$702.00	transfer Vizmeg exp from SSF
ornamental spray - Rose Garden, Jun	Woodbury	Land	7/21/2006	9150	\$540.00	\$540.00	\$540.00	H.A.M. Landscaping
service call on a/c in Music Room	Fernway	Building	7/21/2006	9150	\$165.00	\$165.00	\$165.00	Hoover Heating & Air Cond.

OTHER

PROJECT December 31 2018	BUILDING	Land, Building Vehicles, F&E	CHECK DATE	SPECIAL COST CENTER	ESTIMATED COST	ACTUAL COST MTD	ACTUAL COST TO DATE	CONTRACTOR/ VENDOR
repair roof leak	Admin	Building	7/31/2006	9150	\$375.00	\$375.00	\$375.00	Allied Commercial Roofing
ornamental spray - Rose Garden, Jul	Woodbury	Land	8/31/2006	9150	\$540.00	\$540.00	\$540.00	H.A.M. Landscaping
three seat walls/benches	Onaway	Land	8/31/2006	9181	\$8,400.00	\$8,400.00	\$8,400.00	Pinzone II
reimb from PTO for three benches	Onaway	Land	9/27/2006	9181	(\$8,400.00)	(\$8,400.00)	(\$8,400.00)	Onaway PTO
ornamental spray - Rose Garden, Aug	Woodbury	Land	9/8/2006	9150	\$540.00	\$540.00	\$540.00	H.A.M. Landscaping
install TV/VCR mounts	District	F&E	9/15/2006	9150	\$5,824.69	\$5,824.69	\$5,824.69	Teamco/John Paul Baker
move outlet	Mercer	Building	9/22/2006	9150	\$315.00	\$315.00	\$315.00	Teamco/John Paul Baker
repair roof leak	Boulevard	Building	9/27/2006	9150	\$395.00	\$395.00	\$395.00	Allied Commercial Roofing
ornamental spray - Rose Garden, Sep	Woodbury	Land	10/16/2006	9150	\$540.00	\$540.00	\$540.00	H.A.M. Landscaping
ornamental spray - Rose Garden, Oct	Woodbury	Land	11/17/2006	9150	\$135.00	\$135.00	\$135.00	H.A.M. Landscaping
repair of misc roof leaks	District	Building	11/17/2006	9150	\$1,515.00	\$1,515.00	\$1,515.00	Allied Commercial Roofing
miscellaneous roof repairs	Middle School	Building	11/30/2006	9150	\$2,770.00	\$2,770.00	\$2,770.00	Allied Commercial Roofing
transfer F07 Rose Garden exp to Fd 1	Woodbury	Land	11/30/2006	9150	(\$2,295.00)	(\$2,295.00)	(\$2,295.00)	intra-district transfer
install TV & cabling for computer AV	Middle School	F&E	12/20/2006	9150	\$690.00	\$690.00	\$690.00	Teamco/John Paul Baker
repair of misc roof leaks	High School	Building	12/29/2006	9150	\$785.00	\$785.00	\$785.00	Allied Commercial Roofing
water testing of drains over auditorium	High School	Building	12/29/2006	9150	\$425.00	\$425.00	\$425.00	Allied Commercial Roofing
repair damaged section of roof	Middle School	Building	2/19/2007	9150	\$3,995.00	\$3,995.00	\$3,995.00	Allied Commercial Roofing
repair of roof leaks and cracked drain	Middle School	Building	4/20/2007	9150	\$275.00	\$275.00	\$275.00	Allied Commercial Roofing
ornamental spray - Rose Garden, May&Jun	Woodbury	Land	8/10/2007	9150	\$1,080.00	\$1,080.00	\$1,080.00	H.A.M. Landscaping
cable outlet installed	High School	Building	10/8/2007	9150	\$403.49	\$403.49	\$403.49	Teamco/John Paul Baker
legal charges	High School	Building	11/24/2007	9150	\$958.08	\$958.08	\$958.08	Plain Dealer
ornamental spray - Rose Garden	Woodbury	Land	12/11/2007	9150	\$1,485.00	\$1,485.00	\$1,485.00	H.A.M. Landscaping
cable installation and TV mounting	High School	F&E	12/20/2007	9150	\$1,474.53	\$1,474.53	\$1,474.53	Teamco/John Paul Baker
antenna and mast	Fernway	F&E	1/16/2008	9150	\$639.58	\$639.58	\$639.58	Teamco/John Paul Baker
Plain Dealer Ad	District	Building	7/26/2008	9150	\$1,137.72	\$1,137.72	\$1,137.72	Plain Dealer
Plain Dealer Ad	District	Building	8/30/2008	9150	\$978.04	\$978.04	\$978.04	Plain Dealer
Extend cable system	District	Building	10/14/2008	9150	\$2,084.32	\$2,084.32	\$2,084.32	Teamco/John Paul Baker
Emergency Fire Remediation	District	Building	12/12/2008	9150	\$6,435.72	\$6,435.72	\$6,435.72	Yanesh Brothers Construction
Water damage, restoration services	District	Building	12/31/2008	9150	\$47,000.00	\$47,000.00	\$47,000.00	Paul Davis Restoration of Cleve
TV installation	High School	F&E	1/16/2009	9150	\$660.00	\$660.00	\$660.00	Teamco/John Paul Baker
Ludlow Restoration	District	Building	5/29/2009	9150	\$5,341.02	\$5,341.02	\$5,341.02	Paul Davis Restoration of Cleve
DLMO Supplies	District	F&E	6/1/2009	9169	\$636.00	\$636.00	\$636.00	Cousin's Video
Security Equipment	District	F&E	9/16/2009	9150	\$21,730.62	\$21,730.62	\$21,730.62	21st Century Alarm/Data
Security Cameras	Middle School	F&E	9/25/2009	9150	\$9,859.00	\$9,859.00	\$9,859.00	21st Century Alarm/Data
Security Cameras	Lomond	F&E	4/22/2010	9150	\$3,850.00	\$3,850.00	\$3,850.00	21st Century Alarm/Data
Security Cameras-Shaker Share	Ludlow	F&E	8/31/2010	9150	\$8,848.50	\$8,848.50	\$8,848.50	21st Century Alarm/Data
Security Cameras-PEP Share	Ludlow	F&E	8/31/2010	9150	\$8,848.50	\$8,848.50	\$8,848.50	21st Century Alarm/Data
Admin Chiller Architectural Services	Admin	F&E	7/31/2014	9150	\$20,444.80	\$20,444.80	\$20,444.80	Neville Architects
Replacement chiller	Admin	F&E	9/16/2014	9150	\$21,143.00	\$21,143.00	\$21,143.00	Carrier Corporation
Replacement chiller	Admin	F&E	10/23/2014	9150	\$114,580.00	\$114,580.00	\$114,580.00	Daikin Applied
Replacement chiller	Admin	F&E	10/30/2014	9150	\$5,220.00	\$5,220.00	\$5,220.00	Daikin Applied
Admin Chiller Architectural Services	Admin	F&E	12/29/2014	9150	\$4,070.00	\$4,070.00	\$4,070.00	Neville Architects
Chiller Replacement Project	Admin	F&E	7/31/2015	9150	\$8,230.00	\$8,230.00	\$8,230.00	Daikin Applied
Correction of prior period expense	Admin	F&E	12/31/2017	9150	(\$94,742.74)	(\$94,742.74)	(\$94,742.74)	Move exp to SCC 9165
Correction of prior period expense	Admin	F&E	12/31/2017	9150	(\$33,244.34)	(\$33,244.34)	(\$33,244.34)	Move exp to SCC 9167

OTHER

PROJECT December 31 2018	BUILDING	Land, Building Vehicles, F&E	CHECK DATE	SPECIAL COST CENTER	ESTIMATED COST	ACTUAL COST MTD	ACTUAL COST TO DATE	CONTRACTOR/ VENDOR
HS Fire Remediation	High School	Building	7/24/2018	9150	\$81,064.24	\$81,064.24	\$81,064.24	All Disaster Services
Facilities Assessment	Admin	Building	10/30/2018	9150	\$17.50	\$17.50	\$17.50	Van Auken Akins Architects LLC
LAN - Network Integration Project:								
vendor maintenance renewals (6)	Admin	F&E	1/31/2005		\$563.59	\$563.59	\$563.59	Data Processing Sciences
Network Support - Dec 04	District	F&E	1/31/2005		\$1,500.00	\$1,500.00	\$1,500.00	Information Systems Integration
Network Support - Jan 05 and Feb 05	District	F&E	2/17/2005		\$3,000.00	\$3,000.00	\$3,000.00	Information Systems Integration
Network Support - March 05	District	F&E	4/19/2005	9178	\$1,500.00	\$1,500.00	\$1,500.00	Information Systems Integration
Network Support - April 05	District	F&E	5/4/2005	9178	\$1,500.00	\$1,500.00	\$1,500.00	Information Systems Integration
Network Support - May 05	District	F&E	5/31/2005	9178	\$1,500.00	\$1,500.00	\$1,500.00	Information Systems Integration
Network Support - June 05	District	F&E	6/27/2005	9178	\$1,500.00	\$1,500.00	\$1,500.00	Information Systems Integration
Buses:								
71 passenger school buses (2)	District	Vehicles	5/23/2005	9163	\$117,020.00	\$117,020.00	\$117,020.00	Myers Equipment Corp
bus for special needs students	District	Vehicles	8/18/2005	9163	\$33,676.00	\$33,676.00	\$33,676.00	Transportation Equip Sales Corp
65 passenger school buses (2)	District	Vehicles	8/31/2005	9163	\$117,325.00	\$117,325.00	\$117,325.00	Myers Equipment Corp
principal & interest on 365 day loan	District	Vehicles	10/19/2005	9163	\$734,328.00	\$734,328.00	\$734,328.00	Fifth Third Bank
71 passenger school buses (2)	District	Vehicles	5/18/2006	9163	\$115,766.00	\$115,766.00	\$115,766.00	Myers Equipment Corp
71 passenger school bus	District	Vehicles	8/25/2006	9163	\$58,758.00	\$58,758.00	\$58,758.00	Myers Equipment Corp
principal & interest on 365 day loan	District	Vehicles	10/18/2006	9163	\$592,736.67	\$592,736.67	\$592,736.67	Huntington National Bank
71 passenger school buses (4)	District	Vehicles	10/31/2006	9163	\$242,892.00	\$242,892.00	\$242,892.00	Wise International Trucks
paying agent fee for bus loan	District	Vehicles	11/27/2006	9163	\$200.00	\$200.00	\$200.00	Huntington National Bank
transfer paying agent fee to Fund 002	District	Vehicles	12/31/2006	9163	(\$200.00)	(\$200.00)	(\$200.00)	Huntington National Bank
principal & interest on 365 day loan	District	Vehicles	10/18/2007	9163	\$592,736.67	\$592,736.67	\$592,736.67	Huntington National Bank
71 passenger school buses (3)	District	Vehicles	10/26/2007	9163	\$208,476.00	\$208,476.00	\$208,476.00	Power City Intn'l Trucks, Inc
65 passenger school buses (1)	District	Vehicles	4/25/2008	9163	\$70,432.60	\$70,432.60	\$70,432.60	Power City Intn'l Trucks, Inc
GPS Unit for buses	District	Vehicles	9/11/2008	9163	\$44,750.00	\$44,750.00	\$44,750.00	Education Logistics, Inc
GPS Units installed	District	Vehicles	9/24/2008	9163	\$26,034.50	\$26,034.50	\$26,034.50	Education Logistics, Inc
principal & interest on 365 day loan	District	Vehicles	10/18/2008	9163	\$518,198.33	\$518,198.33	\$518,198.33	Huntington National Bank
71 passenger school buses (4)	District	Vehicles	1/9/2009	9163	\$299,513.60	\$299,513.60	\$299,513.60	Power City Intn'l Trucks, Inc
Fleettracker software	District	Vehicles	8/14/2009	9163	\$2,024.00	\$2,024.00	\$2,024.00	Education Logistics
Fleettracker trainer travel exp	District	Vehicles	8/14/2009	9163	\$1,594.39	\$1,594.39	\$1,594.39	Education Logistics
Fleettracker training fees	District	Vehicles	8/14/2009	9163	\$2,550.00	\$2,550.00	\$2,550.00	Education Logistics
71 passenger school buses (8)	District	Vehicles	10/9/2009	9171	\$609,017.80	\$609,017.80	\$609,017.80	Power City Intn'l Trucks, Inc
principal & interest on 365 day loan	District	Vehicles	10/15/2009	9163	\$514,958.33	\$514,958.33	\$514,958.33	Huntington National Bank
principal & interest on 365 day loan	District	Vehicles	10/5/2010	9171	\$605,983.33	\$605,983.33	\$605,983.33	Huntington National Bank
School Buses (4)	District	Vehicles	9/23/2011	9171	\$316,868.00	\$316,868.00	\$316,868.00	Center City International
principal & interest on 365 day loan	District	Vehicles	10/4/2011	9171	\$605,983.33	\$605,983.33	\$605,983.33	Huntington National Bank
Interest on 2012 Bus Bonds	District	Vehicles	6/14/2013	9171	\$12,500.00	\$12,500.00	\$12,500.00	Bank of New York Mellon
Principal & interest on 2012 Bus Bonds	District	Vehicles	12/15/2013	9171	\$100,000.00	\$100,000.00	\$100,000.00	Bank of New York Mellon
2015 IC Bus	District	Vehicles	2/28/2014	9171	\$26,992.00	\$26,992.00	\$26,992.00	Interstate Billing Service
Interest on 2012 Bus Bonds	District	Vehicles	6/13/2014	9171	\$9,100.00	\$9,100.00	\$9,100.00	Bank of New York Mellon
Sale of Band Bus	District	Vehicles	7/11/2014	9171	(\$1,544.64)	(\$1,544.64)	(\$1,544.64)	Glean Ministries

OTHER

PROJECT December 31 2018	BUILDING	Land, Building Vehicles, F&E	CHECK DATE	SPECIAL COST CENTER	ESTIMATED COST	ACTUAL COST MTD	ACTUAL COST TO DATE	CONTRACTOR/ VENDOR
Principal & interest on 2012 Bus Bonds	District	Vehicles	12/15/2014	9171	\$104,100.00	\$104,100.00	\$104,100.00	Bank of New York Mellon
Interest on 2012 Bus Bonds	District	Vehicles	6/15/2015	9171	\$8,150.00	\$8,150.00	\$8,150.00	Bank of New York Mellon
School Buses (4)	District	Vehicles	11/13/2015	9171	\$357,187.00	\$357,187.00	\$357,187.00	Cardinal Bus Sales
Principal & interest on 2012 Bus Bonds	District	Vehicles	12/15/2015	9171	\$103,150.00	\$103,150.00	\$103,150.00	Bank of New York Mellon
Interest on 2012 Bus Bonds	District	Vehicles	6/15/2016	9171	\$7,200.00	\$7,200.00	\$7,200.00	Bank of New York Mellon
30 passenger bus w/ camera	District	Vehicles	8/25/2016	9171	\$50,739.00	\$50,739.00	\$50,739.00	Cardinal Bus Sales
Bus #2 Trade In	District	Vehicles	8/25/2016	9171	(\$2,150.00)	(\$2,150.00)	(\$2,150.00)	Cardinal Bus Sales
School Buses (3)	District	Vehicles	11/30/2016	9171	\$266,424.00	\$266,424.00	\$266,424.00	Interstate Billing Service
Bus Trade Ins	District	Vehicles	11/30/2016	9171	(\$9,100.00)	(\$9,100.00)	(\$9,100.00)	Interstate Billing Service
Principal & interest on 2012 Bus Bonds	District	Vehicles	12/15/2016	9171	\$102,200.00	\$102,200.00	\$102,200.00	Bank of New York Mellon
Interest on 2012 Bus Bonds	District	Vehicles	6/15/2017	9171	\$6,250.00	\$6,250.00	\$6,250.00	Bank of New York Mellon
Additional Trade-In-2 buses	District	Vehicles	11/28/2017	9171	(\$4,200.00)	(\$4,200.00)	(\$4,200.00)	Myers Equipment Corp
School Buses (3)	District	Vehicles	12/22/2017	9171	\$267,426.00	\$267,426.00	\$267,426.00	Myers Equipment Corp
Bus Trade Ins	District	Vehicles	12/22/2017	9171	(\$9,000.00)	(\$9,000.00)	(\$9,000.00)	Myers Equipment Corp
Principal & interest on 2012 Bus Bonds	District	Vehicles	12/15/2017	9171	\$106,250.00	\$106,250.00	\$106,250.00	Bank of New York Mellon
Interest on 2012 Bus Bonds	District	Vehicles	6/15/2018	9171	\$5,250.00	\$5,250.00	\$5,250.00	Bank of New York Mellon
Other Vehicles & Related Equip:								
Ford van T13	District	Vehicles	3/16/2005		\$23,632.09	\$23,632.09	\$23,632.09	Liberty Ford
Eurovent truck and bus exhaust sys	Bus Garage	Vehicles	4/19/2005	9150	\$20,950.00	\$20,950.00	\$20,950.00	Myers Tire Supply
landscaping machinery and equip	Maintenance	F&E	5/10/2005	9150	\$10,869.00	\$10,869.00	\$10,869.00	Century Equipment
two mowers	Maintenance	F&E	5/26/2005	9150	\$5,615.60	\$5,615.60	\$5,615.60	Marshall Equipment Company
dump Truck/Western Plow	Maintenance	Vehicles	6/9/2005	9150	\$33,049.33	\$33,049.33	\$33,049.33	Liberty Ford
super Z mower	Maintenance	F&E	6/30/2005	9150	\$7,918.40	\$7,918.40	\$7,918.40	Baker Vehicle Systems, Inc.
E-Z-Go Utility Vehicle (Athletics) T16	High School	Vehicles	6/30/2005	9150	\$7,002.00	\$7,002.00	\$7,002.00	Baker Vehicle Systems, Inc.
pick-up truck for maintenance dept	District	Vehicles	7/27/2005	9150	\$11,000.00	\$11,000.00	\$11,000.00	Liberty Ford
2002 Chevy Venture Van T4	District	Vehicles	8/31/2005	9150	\$11,900.00	\$11,900.00	\$11,900.00	Bass Chevrolet
2003 Chevy Venture Van	District	Vehicles	8/31/2005	9150	\$12,495.00	\$12,495.00	\$12,495.00	Bass Chevrolet
furnish & install plows on 3 trucks	Maintenance	F&E	12/9/2005	9150	\$8,375.00	\$8,375.00	\$8,375.00	Eshelman Enterprises Inc.
2004 Ford Ranger T11	Maintenance	Vehicles	9/8/2006	9150	\$16,834.50	\$16,834.50	\$16,834.50	Liberty Ford
2001 Ford F250 w/plow T9	Maintenance	Vehicles	9/8/2006	9150	\$13,500.00	\$13,500.00	\$13,500.00	Liberty Ford
2006 Ford F250 used van	District	Vehicles	10/9/2006	9150	\$18,000.00	\$18,000.00	\$18,000.00	Liberty Ford
2003 Ford Ranger T15	District	Vehicles	10/31/2006	9150	\$10,369.50	\$10,369.50	\$10,369.50	Liberty Ford
Steiner 4x4 tractor	District	Vehicles	11/17/2006	9150	\$6,000.00	\$6,000.00	\$6,000.00	Baker Vehicle Systems, Inc.
2006 Ford Focus	Admin	Vehicles	1/8/2007	9150	\$13,900.00	\$13,900.00	\$13,900.00	Liberty Ford
2004 Ford Pick-up Truck	Admin	Vehicles	4/20/2007	9150	\$19,325.50	\$19,325.50	\$19,325.50	Liberty Ford
2007 Ford F150	District	F&E	11/29/2007	9150	\$55,200.00	\$55,200.00	\$55,200.00	Valley Ford Truck Sales
2004 Ford Windstar Van	Admin	Vehicles	11/30/2007	9150	\$13,265.50	\$13,265.50	\$13,265.50	Liberty Ford
2006 Ford Focus T10	Admin	Vehicles	12/28/2007	9150	\$13,015.50	\$13,015.50	\$13,015.50	Liberty Ford
Yale Fork Truck	District	Vehicles	1/23/2008	9150	\$7,985.00	\$7,985.00	\$7,985.00	North Coast Lift Truck, Inc
Delivery	District	Vehicles	1/23/2008	9150	\$210.00	\$210.00	\$210.00	North Coast Lift Truck, Inc
Fix Battery	District	Vehicles	1/23/2008	9150	\$625.00	\$625.00	\$625.00	North Coast Lift Truck, Inc
Ford Focus	District	Vehicles	2/29/2008	9150	\$12,475.00	\$12,475.00	\$12,475.00	Liberty Ford
dump truck	District	Vehicles	2/22/2008	9150	\$3,500.00	\$3,500.00	\$3,500.00	Valley Ford Truck Sales

OTHER

PROJECT December 31 2018	BUILDING	Land, Building Vehicles, F&E	CHECK DATE	SPECIAL COST CENTER	ESTIMATED COST	ACTUAL COST MTD	ACTUAL COST TO DATE	CONTRACTOR/ VENDOR
Ford E150 T17	District	Vehicles	3/28/2008	9150	\$16,475.00	\$16,475.00	\$16,475.00	Liberty Ford
Ford E150	District	Vehicles	3/20/2008	9150	\$16,475.50	\$16,475.50	\$16,475.50	Liberty Ford
Ford E150	District	Vehicles	4/11/2008	9150	\$16,000.00	\$16,000.00	\$16,000.00	Liberty Ford
2005 Ford Focus T7	District	Vehicles	8/15/2008	9150	\$9,614.95	\$9,614.95	\$9,614.95	Liberty Ford
2005 Ford F150	District	Vehicles	8/8/2008	9150	\$14,425.50	\$14,425.50	\$14,425.50	Liberty Ford
2007 Ford Taurus	District	Vehicles	8/29/2008	9150	\$10,975.50	\$10,975.50	\$10,975.50	Liberty Ford
Multipurpose Tractor	District	Vehicles	8/29/2008	9150	\$16,272.50	\$16,272.50	\$16,272.50	Baker Vehicle Systems, Inc.
Multipurpose Tractor	District	Vehicles	9/11/2008	9150	\$455.00	\$455.00	\$455.00	Baker Vehicle Systems, Inc.
2006 Ford F250 T2	District	Vehicles	10/23/2008	9150	\$17,425.00	\$17,425.00	\$17,425.00	Liberty Ford
2004 Ford F-150 T5	District	Vehicles	11/26/2008	9150	\$11,020.50	\$11,020.50	\$11,020.50	Liberty Ford
Terex Front Loader	District	Vehicles	1/23/2009	9150	\$15,000.00	\$15,000.00	\$15,000.00	Falkenberg Excavating, Inc
2008 Ford F250	District	Vehicles	2/25/2009	9150	\$16,895.50	\$16,895.50	\$16,895.50	Liberty Ford
2003 Chevy Venture Van	District	Vehicles	5/8/2009	9150	\$9,875.47	\$9,875.47	\$9,875.47	Liberty Ford
2004 Ford Freestar T8	District	Vehicles	3/25/2010	9150	\$7,543.50	\$7,543.50	\$7,543.50	Liberty Ford
2008 Mercury Mariner T1	District	Vehicles	4/9/2010	9150	\$12,038.50	\$12,038.50	\$12,038.50	Liberty Ford
2008 Mercury Mariner Trade In T1	District	Vehicles	8/26/2010	9150	(\$15,000.00)	(\$15,000.00)	(\$15,000.00)	Liberty Ford
2007 Ford Focus T6	District	Vehicles	8/27/2010	9150	\$9,298.87	\$9,298.87	\$9,298.87	Liberty Ford
2003 Ford Truck T14	District	Vehicles	8/27/2010	9150	\$8,502.87	\$8,502.87	\$8,502.87	Liberty Ford
Lawn Mowers	District	Vehicles	8/13/2010	9150	\$43,850.54	\$43,850.54	\$43,850.54	Baker Vehicle Systems, Inc.
2010 Ford E150 Van	District	Vehicles	10/8/2010	9150	\$19,028.50	\$19,028.50	\$19,028.50	Liberty Ford
2007 Ford F150 T3	District	Vehicles	12/10/2010	9150	\$13,273.50	\$13,273.50	\$13,273.50	Liberty Ford
2006 Ford F250 Trade In T2	District	Vehicles	7/29/2011	9150	(\$13,500.00)	(\$13,500.00)	(\$13,500.00)	Liberty Ford
2008 Ford F250	District	Vehicles	7/29/2011	9150	\$25,023.50	\$25,023.50	\$25,023.50	Liberty Ford
2007 Ford F150 T3	District	Vehicles	9/8/2011	9150	(\$13,100.00)	(\$13,100.00)	(\$13,100.00)	Liberty Ford
2008 Ford F250	District	Vehicles	9/8/2011	9150	\$26,683.50	\$26,683.50	\$26,683.50	Liberty Ford
2002 Chevy Venture Van T4	District	Vehicles	1/5/2012	9150	(\$1,000.00)	(\$1,000.00)	(\$1,000.00)	Liberty Ford
2004 Mercury Monterey T12	District	Vehicles	1/5/2012	9150	\$11,551.50	\$11,551.50	\$11,551.50	Liberty Ford
2007 Ford E350 Van	District	Vehicles	6/14/2012	9150	\$20,283.50	\$20,283.50	\$20,283.50	Liberty Ford
1995 Ford E350 Van	District	Vehicles	6/14/2012	9150	(\$7,500.00)	(\$7,500.00)	(\$7,500.00)	Liberty Ford
2004 Ford F150 T5	District	Vehicles	6/14/2012	9150	(\$1,000.00)	(\$1,000.00)	(\$1,000.00)	Liberty Ford
2011 Toyota	District	Vehicles	8/9/2012	9150	\$23,771.50	\$23,771.50	\$23,771.50	Liberty Ford
2007 Ford Focus T6	District	Vehicles	8/9/2012	9150	(\$4,000.00)	(\$4,000.00)	(\$4,000.00)	Liberty Ford
2005 Ford Focus T7	District	Vehicles	8/9/2012	9150	(\$2,500.00)	(\$2,500.00)	(\$2,500.00)	Liberty Ford
2004 Ford Freestar T8	District	Vehicles	10/4/2012	9150	(\$2,500.00)	(\$2,500.00)	(\$2,500.00)	Liberty Ford
2001 Ford F250 T9	District	Vehicles	10/4/2012	9150	(\$4,500.00)	(\$4,500.00)	(\$4,500.00)	Liberty Ford
2008 Ford F250	District	Vehicles	10/4/2012	9150	\$24,583.00	\$24,583.00	\$24,583.00	Liberty Ford
Various Trade-Ins	District	Vehicles	8/22/2013	9150	(\$18,500.00)	(\$18,500.00)	(\$18,500.00)	Liberty Ford
2006 Ford Focus T10	District	Vehicles	8/22/2013	9150	(\$4,000.00)	(\$4,000.00)	(\$4,000.00)	Liberty Ford
2004 Ford Ranger T11	Maintenance	Vehicles	8/22/2013	9150	(\$4,000.00)	(\$4,000.00)	(\$4,000.00)	Liberty Ford
2008 Ford F350	District	Vehicles	8/22/2013	9150	\$32,273.50	\$32,273.50	\$32,273.50	Liberty Ford
2012 Dodge Grand Caravan	District	Vehicles	3/10/2014	9150	\$17,283.50	\$17,283.50	\$17,283.50	Ganley Dodge, Inc.
2004 Mercury Monterey T12	District	Vehicles	3/10/2014	9150	(\$2,783.50)	(\$2,783.50)	(\$2,783.50)	Ganley Dodge, Inc.
2011 Ford F250	District	Vehicles	11/13/2014	9150	\$30,220.50	\$30,220.50	\$30,220.50	Liberty Ford
2006 Ford Freestar T13	District	Vehicles	11/13/2014	9150	(\$1,000.00)	(\$1,000.00)	(\$1,000.00)	Liberty Ford
2003 Ford F250 T14	District	Vehicles	11/13/2014	9150	(\$9,000.00)	(\$9,000.00)	(\$9,000.00)	Liberty Ford

OTHER

PROJECT December 31 2018	BUILDING	Land, Building Vehicles, F&E	CHECK DATE	SPECIAL COST CENTER	ESTIMATED COST	ACTUAL COST MTD	ACTUAL COST TO DATE	CONTRACTOR/ VENDOR
2010 Ford F250	District	Vehicles	1/29/2015	9150	\$23,783.50	\$23,783.50	\$23,783.50	Liberty Ford
1999 Chevy Truck Trade-In	District	Vehicles	1/29/2015	9150	(\$5,000.00)	(\$5,000.00)	(\$5,000.00)	Liberty Ford
2011 Ford Ranger	District	Vehicles	4/30/2015	9150	\$21,183.50	\$21,183.50	\$21,183.50	Liberty Ford
EZ-Go Utility Vehicle	MS	Vehicles	11/19/2015	9150	\$3,500.00	\$3,500.00	\$3,500.00	Baker Vehicle Systems, Inc.
2003 Ford Ranger T15	District	Vehicles	4/14/2016	9150	(\$1,583.50)	(\$1,583.50)	(\$1,583.50)	Liberty Ford
2012 Ford Escape	District	Vehicles	4/14/2016	9150	\$14,583.50	\$14,583.50	\$14,583.50	Liberty Ford
EZ-Go Utility Vehicle-Trade In T16	High School	Vehicles	6/30/2016	9150	(\$804.00)	(\$804.00)	(\$804.00)	Baker Vehicle Systems, Inc.
Truckster Golf Cart	High School	Vehicles	6/30/2016	9150	\$8,104.00	\$8,104.00	\$8,104.00	Baker Vehicle Systems, Inc.
EZ-Go Golf Cart	District	Vehicles	7/31/2016	9150	\$7,424.00	\$7,424.00	\$7,424.00	Baker Vehicle Systems, Inc.
Ventrac 4227-Trade In	District	F&E	12/22/2016	9150	(\$2,500.00)	(\$2,500.00)	(\$2,500.00)	Baker Vehicle Systems, Inc.
Ventrac 4500 Tractor-Trade In	District	F&E	12/22/2016	9150	\$32,834.94	\$32,834.94	\$32,834.94	Baker Vehicle Systems, Inc.
New Holland Tractor Cab	District	F&E	2/9/2017	9150	\$7,405.00	\$7,405.00	\$7,405.00	Medina Tractor Sales
Year-end adjustment	District		6/30/2017	9314	\$24,647.33	\$24,647.33	\$24,647.33	Move exp from SCC9314
2005 Ford E150 Van T17	District	Vehicles	9/22/2017	9150	(\$3,000.00)	(\$3,000.00)	(\$3,000.00)	Liberty Ford
2015 Ford Transit	District	Vehicles	9/22/2017	9150	\$30,273.50	\$30,273.50	\$30,273.50	Liberty Ford
Planetarium Project:								
Planetarium Projection System	High School	F&E	5/2/2013	9150	\$59,000.00	\$59,000.00	\$59,000.00	Spitz, Inc.
Planetarium Projection System	High School	F&E	6/27/2013	9150	\$31,300.00	\$31,300.00	\$31,300.00	Spitz, Inc.
Planetarium Projection System	High School	F&E	4/30/2014	9150	(\$4,555.00)	(\$4,555.00)	(\$4,555.00)	Corr. Posting-To 004-9164
PTO Technology:								
Elmo Camera	Lomond	F&E	5/8/2009	9169	\$636.00	\$636.00	\$636.00	Cousin's Video
Computer equipment	Boulevard	F&E	7/24/2009	9169	\$10,861.00	\$10,861.00	\$10,861.00	Smart Ed Services
Computer equipment	Woodbury	F&E	6/30/2010	9169	\$950.32	\$950.32	\$950.32	Easy Graphics and MCPc
Computer equipment	Boulevard	F&E	10/27/2010	9169	\$6,534.60	\$6,534.60	\$6,534.60	Easy Graphics and MCPc
Computer equipment	Woodbury	F&E	8/30/2011	9169	\$25,000.00	\$25,000.00	\$25,000.00	Smart Ed Services
Sound System	Mercer	F&E	1/31/2012	9169	\$4,500.00	\$4,500.00	\$4,500.00	Soundcom Systems
Document Camera	Boulevard	F&E	4/30/2014	9169	\$6,998.00	\$6,998.00	\$6,998.00	Corr. Posting-From FD 001 Tech
Chromebooks	Middle School	F&E	6/30/2016	9169	\$14,520.00	\$14,520.00	\$14,520.00	CDI Computer Dealers Inc
HP LasetJet Printer	Middle School	F&E	1/10/2017	9169	\$224.99	\$224.99	\$224.99	American Express-Amazon
Chromebooks	Middle School	F&E	1/26/2017	9169	\$6,630.00	\$6,630.00	\$6,630.00	CDI Computer Dealers Inc
Computer Charging Station	Middle School	F&E	1/31/2017	9169	\$889.65	\$889.65	\$889.65	School Outfitters
Smartboard	Middle School	F&E	3/16/2017	9169	\$1,808.00	\$1,808.00	\$1,808.00	Tierney Brothers, Inc
Chromebooks	Middle School	F&E	4/7/2017	9169	(\$7,520.00)	(\$7,520.00)	(\$7,520.00)	CDI Computer Dealers Inc
Zing Laser Cutter	Middle School	F&E	6/29/2017	9169	\$947.36	\$947.36	\$947.36	Buckeye Educational Systems
Video Card	Middle School	F&E	2/10/2019	9169	\$630.94	\$630.94	\$630.94	Micro Center
Projector	Middle School	F&E	2/10/2019	9169	\$521.70	\$521.70	\$521.70	CDW Government
Tech Supplies	District	F&E	3/10/2019	9169	\$36.93	\$36.93	\$36.93	Ace Hardware
Tech Supplies	District	F&E	3/10/2019	9169	\$249.72	\$249.72	\$249.72	Home Depot
Tech Supplies	District	F&E	3/10/2019	9169	\$101.70	\$101.70	\$101.70	Amazon
Tech Supplies	District	F&E	3/10/2019	9169	\$189.99	\$189.99	\$189.99	Amazon
Tech Supplies	District	F&E	3/10/2019	9169	\$16.99	\$16.99	\$16.99	Microcenter

OTHER

PROJECT December 31 2018	BUILDING	Land, Building Vehicles, F&E	CHECK DATE	SPECIAL COST CENTER	ESTIMATED COST	ACTUAL COST MTD	ACTUAL COST TO DATE	CONTRACTOR/ VENDOR
Tech Supplies	District	F&E	3/10/2019	9169	\$19.99	\$19.99	\$19.99	Play N Trade
Cable Supplies	Middle School	F&E	4/10/2019	9169	\$5.98	\$5.98	\$5.98	Amazon
Robotics Supplies	Middle School	F&E	4/10/2019	9169	\$582.26	\$582.26	\$582.26	CustomInk
Robotics Supplies	Middle School	F&E	5/10/2019	9169	\$610.69	\$610.69	\$610.69	CustomInk
Robotics Equipment	Middle School	F&E	6/10/2019	9169	\$1,876.05	\$1,876.05	\$1,876.05	Home Depot
Robotics Equipment	Middle School	F&E	11/30/2021	9169	\$2,475.60	\$2,475.60	\$2,475.60	Amazon
PTO Projects:								
Maps and Signage	District	F&E	12/7/2009	9170	\$1,890.00	\$1,890.00	\$1,890.00	Carrollgraphics
Signage	District	F&E	12/9/2009	9170	\$447.00	\$447.00	\$447.00	Carrollgraphics
Onaway Pavers	Onaway	Building	6/30/2010	9170	\$1,500.00	\$1,500.00	\$1,500.00	
MS Microwave	Middle School	F&E	4/30/2012	9170	\$91.74	\$91.74	\$91.74	Staples
Personalized Learning Center:								
Professional Services-Code Study	PLC	Building	7/31/2014	9316	\$5,200.00	\$5,200.00	\$5,200.00	Neville Architects
Window Blinds	PLC	F&E	8/28/2014	9316	\$2,347.92	\$2,347.92	\$2,347.92	Rochelle Platt Window Treatments
Network Design/Implementation	PLC	F&E	8/28/2014	9316	\$3,332.00	\$3,332.00	\$3,332.00	I/S Integration Specialists
Electrical Outlets	PLC	F&E	8/28/2014	9316	\$2,700.00	\$2,700.00	\$2,700.00	Hidden Valley Electric Inc
Painting	PLC	F&E	8/22/2014	9316	\$7,500.00	\$7,500.00	\$7,500.00	Quality Care Painting
Monthly Internet Access	PLC	F&E	8/18/2014	9316	\$565.00	\$565.00	\$565.00	Time Warner
Take down and disposal of partitions	PLC	F&E	8/22/2014	9316	\$880.00	\$880.00	\$880.00	J.C. Sharp Corp.
Monthly Internet Access	PLC	F&E	9/12/2014	9316	\$476.83	\$476.83	\$476.83	Time Warner
Electrical Outlets	PLC	F&E	9/16/2014	9316	\$1,600.00	\$1,600.00	\$1,600.00	Hidden Valley Electric Inc
Ceiling and ceiling tiles	PLC	F&E	9/16/2014	9316	\$1,268.00	\$1,268.00	\$1,268.00	D&J Structural Contracting
Monthly Internet Access	PLC	F&E	10/22/2014	9316	\$450.00	\$450.00	\$450.00	Time Warner
Fire Alarm System	PLC	F&E	10/16/2014	9316	\$2,920.00	\$2,920.00	\$2,920.00	Continental Fire & Security
Emergency Lighting	PLC	F&E	10/23/2014	9316	\$2,125.00	\$2,125.00	\$2,125.00	Hidden Valley Electric Inc
Carpet Tiles	PLC	F&E	11/13/2014	9316	\$9,280.50	\$9,280.50	\$9,280.50	The Floor Show, Calvetta Bros.
Doors	PLC	F&E	11/13/2014	9316	\$18,292.00	\$18,292.00	\$18,292.00	Midland Hardware
Monthly Internet Access	PLC	F&E	11/20/2014	9316	\$450.00	\$450.00	\$450.00	Time Warner
Monthly Internet Access	PLC	F&E	12/12/2014	9316	\$450.00	\$450.00	\$450.00	Time Warner
Monthly Internet Access	PLC	F&E	1/20/2015	9316	\$450.00	\$450.00	\$450.00	Time Warner
Monthly Internet Access	PLC	F&E	2/17/2015	9316	\$450.00	\$450.00	\$450.00	Time Warner
Surveillance Equipment	PLC	F&E	3/16/2015	9316	\$7,200.00	\$7,200.00	\$7,200.00	21st Century Alarm/Data
Emergency Lighting Installation	PLC	F&E	3/16/2015	9316	\$2,450.00	\$2,450.00	\$2,450.00	Hidden Valley Electric Inc
Fire Prevention System	PLC	F&E	4/9/2015	9316	\$10,000.00	\$10,000.00	\$10,000.00	Breck's Plumbing Services
Fire Exit Devices	PLC	F&E	4/30/2015	9316	\$2,754.89	\$2,754.89	\$2,754.89	Midland Hardware
Fire Prevention System	PLC	F&E	5/15/2015	9316	\$7,540.00	\$7,540.00	\$7,540.00	Breck's Plumbing Services
Duct Work Installation	PLC	F&E	5/21/2015	9316	\$5,150.00	\$5,150.00	\$5,150.00	Air-Temp Mechanical, Inc
Cable infrastructure and equipment	PLC	F&E	5/31/2015	9316	\$10,539.09	\$10,539.09	\$10,539.09	Cable Communications
Desktop Computers	PLC	F&E	5/31/2015	9316	\$3,858.35	\$3,858.35	\$3,858.35	Chicago Micro
Architectural Services	PLC	F&E	5/31/2015	9316	\$15,556.75	\$15,556.75	\$15,556.75	Neville Architects
Architectural Services	PLC	F&E	5/31/2015	9316	\$20,439.60	\$20,439.60	\$20,439.60	Neville Architects
Overage on furniture	PLC	F&E	5/31/2015	9316	\$2,343.91	\$2,343.91	\$2,343.91	Various

OTHER

PROJECT December 31 2018	BUILDING	Land, Building Vehicles, F&E	CHECK DATE	SPECIAL COST CENTER	ESTIMATED COST	ACTUAL COST MTD	ACTUAL COST TO DATE	CONTRACTOR/ VENDOR
Drywall, ceiling, bathroom and tile repairs	PLC	F&E	9/30/2015	9316	\$17,667.00	\$17,667.00	\$17,667.00	D&J Structural Contracting
Architectural Services	PLC	F&E	9/30/2015	9316	\$1,647.50	\$1,647.50	\$1,647.50	Neville Architects
Auditorium Equipment	PLC	F&E	10/29/2015	9316	\$7,494.93	\$7,494.93	\$7,494.93	Tierney Brothers, Inc
Fire Alarm System	PLC	F&E	10/30/2015	9316	\$2,414.00	\$2,414.00	\$2,414.00	Continental Fire & Security
Office Max & OMSP Receipt								
Woodbury Clock Tower								
Cupola Repair	WO	Building	9/30/2015	9314	\$42,896.42	\$42,896.42	\$42,896.42	Precision Environmental
Project Admin/Safety Assessment	WO	Building	9/30/2015	9314	\$4,009.10	\$4,009.10	\$4,009.10	Van Auken Akins Architects
Clock Tower Repair	WO	Building	1/21/2016	9314	\$6,319.51	\$6,319.51	\$6,319.51	Van Auken Akins Architects
Clock Tower Repair	WO	Building	2/18/2016	9314	\$14,407.34	\$14,407.34	\$14,407.34	Van Auken Akins Architects
Clock Tower Repair	WO	Building	3/17/2016	9314	\$2,737.35	\$2,737.35	\$2,737.35	Van Auken Akins Architects
Clock Tower Repair	WO	Building	4/14/2016	9314	\$1,162.70	\$1,162.70	\$1,162.70	Van Auken Akins Architects
Clock Tower Repair	WO	Building	5/19/2016	9314	\$5,320.00	\$5,320.00	\$5,320.00	Van Auken Akins Architects
Clock Tower Repair	WO	Building	5/31/2016	9314	\$43,749.73	\$43,749.73	\$43,749.73	Envirocom Construction, Inc.
Clock Tower Repair	WO	Building	6/20/2016	9314	\$209.42	\$209.42	\$209.42	Van Auken Akins Architects
Clock Tower Repair	WO	Building	7/31/2016	9314	\$1,315.36	\$1,315.36	\$1,315.36	Professional Service Industries, Inc
Clock Tower Repair	WO	Building	7/21/2016	9314	\$155,620.67	\$155,620.67	\$155,620.67	Envirocom Construction, Inc.
Clock Tower Repair	WO	Building	8/24/2016	9314	\$128,403.75	\$128,403.75	\$128,403.75	Envirocom Construction, Inc.
Woodbury Pavers	WO	Land	8/25/2016	9314	\$9,250.00	\$9,250.00	\$9,250.00	Romanin Concrete, Inc.
Brick display for Woodbury bell	WO	F&E	9/15/2016	9314	\$3,432.56	\$3,432.56	\$3,432.56	Licursi Garden Center, Inc.
Bronze Plaque	WO	F&E	9/30/2016	9314	\$1,128.75	\$1,128.75	\$1,128.75	Gino's Awards
Foam Boards	WO	F&E	9/30/2016	9314	\$11.62	\$11.62	\$11.62	ARC Document Solutions
Rigging Service-Relocate bell	WO	F&E	9/29/2016	9314	\$3,500.00	\$3,500.00	\$3,500.00	Shippers Highway Express, Inc.
Structural Steel Inspection	WO	F&E	9/22/2016	9314	\$723.00	\$723.00	\$723.00	Professional Service Industries, Inc
New Brick Pedestal	WO	F&E	9/15/2016	9314	\$4,925.00	\$4,925.00	\$4,925.00	R. Chapman Masonry & Const.
Clock Tower Repair	WO	F&E	10/28/2016	9314	\$78,415.63	\$78,415.63	\$78,415.63	Envirocom Construction, Inc.
Clock Tower Gutter Replacement	WO	F&E	11/30/2016	9314	\$4,613.83	\$4,613.83	\$4,613.83	Envirocom Construction, Inc.
Clock Tower Repair	WO	F&E	11/10/2016	9314	\$3,715.00	\$3,715.00	\$3,715.00	Van Auken Akins Architects
Clock Tower Repair	WO	F&E	12/10/2016	9314	\$1,445.20	\$1,445.20	\$1,445.20	Professional Service Industries, Inc
Clock Tower Repair	WO	F&E	12/22/2016	9314	\$9,495.70	\$9,495.70	\$9,495.70	Van Auken Akins Architects
Clock Tower Repair	WO	F&E	1/18/2017	9314	\$15,560.00	\$15,560.00	\$15,560.00	Envirocom Construction, Inc.
Parking Lot & Tennis Courts								
Tennis Court Improvements	District	Land	9/30/2015	9314	\$10,501.10	\$10,501.10	\$10,501.10	Van Auken Akins Architects
Adminstration Parking Lot	District	Land	9/30/2015	9314	\$9,900.00	\$9,900.00	\$9,900.00	Van Auken Akins Architects
Parking Lot & Tennis Court Repair	District	Land	12/17/2015	9314	\$1,356.31	\$1,356.31	\$1,356.31	Van Auken Akins Architects
Parking Lot & Tennis Court Repair	District	Land	1/14/2016	9314	\$3,800.00	\$3,800.00	\$3,800.00	Van Auken Akins Architects
Parking Lot & Tennis Court Repair	District	Land	1/31/2016	9314	\$2,550.00	\$2,550.00	\$2,550.00	Van Auken Akins Architects
Parking Lot & Tennis Court Repair	District	Land	1/31/2016	9314	\$3,476.85	\$3,476.85	\$3,476.85	Van Auken Akins Architects
Parking Lot & Tennis Court Repair	District	Land	2/29/2016	9314	\$850.00	\$850.00	\$850.00	Van Auken Akins Architects
Parking Lot & Tennis Court Repair	District	Land	3/17/2016	9315	\$2,550.88	\$2,550.88	\$2,550.88	Van Auken Akins Architects
Parking Lot & Tennis Court Repair	District	Land	4/14/2016	9315	\$761.25	\$761.25	\$761.25	Van Auken Akins Architects
Parking Lot & Tennis Court Repair	District	Land	5/26/2016	9314	\$24,750.00	\$24,750.00	\$24,750.00	Perrin Asphalt Company, Inc.

OTHER

PROJECT December 31 2018	BUILDING	Land, Building Vehicles, F&E	CHECK DATE	SPECIAL COST CENTER	ESTIMATED COST	ACTUAL COST MTD	ACTUAL COST TO DATE	CONTRACTOR/ VENDOR
Parking Lot & Tennis Court Repair	District	Land	6/20/2016	9314	\$851.91	\$851.91	\$851.91	Van Auken Akins Architects
Parking Lot & Tennis Court Repair	District	Land	6/30/2016	9314	\$759.35	\$759.35	\$759.35	Van Auken Akins Architects
Parking Lot & Tennis Court Repair	District	Land	7/10/2016	9314	\$479.50	\$479.50	\$479.50	Professional Service Industries, Inc
Parking Lot & Tennis Court Repair	District	Land	7/31/2016	9314	\$127,905.71	\$127,905.71	\$127,905.71	Perrin Asphalt Company, Inc.
Parking Lot Landscaping	District	Land	7/31/2016	9314	\$7,554.00	\$7,554.00	\$7,554.00	Bordonaros Landscaping Co.
Tennis Courts Drinking Fountain	HS	Land	7/26/2016	9314	\$3,383.34	\$3,383.34	\$3,383.34	The Cleveland Plumbing Supply Co
Parking Lot & Tennis Court Repair	District	Land	8/11/2016	9314	\$340,650.00	\$340,650.00	\$340,650.00	Perrin Asphalt Company, Inc.
Parking Lot & Tennis Court Repair	District	Land	10/20/2016	9314	\$102,654.00	\$102,654.00	\$102,654.00	Perrin Asphalt Company, Inc.
Void prior FY Check #136725	District	Land	11/10/2016	9314	(\$850.00)	(\$850.00)	(\$850.00)	Van Auken Akins Architects
Parking Lot & Tennis Court Repair	District	Land	11/10/2016	9314	\$1,240.12	\$1,240.12	\$1,240.12	Van Auken Akins Architects
Parking Lot & Tennis Court Repair	District	Land	11/17/2016	9314	\$4,528.22	\$4,528.22	\$4,528.22	Van Auken Akins Architects
Parking Lot & Tennis Court Repair	District	Land	12/10/2016	9314	\$8,496.50	\$8,496.50	\$8,496.50	Professional Service Industries, Inc
Parking Lot & Tennis Court Repair	District	Land	1/12/2017	9314	\$1,326.00	\$1,326.00	\$1,326.00	Van Auken Akins Architects
Tennis Court Improvements	District	F&E	1/19/2017	9314	\$2,122.42	\$2,122.42	\$2,122.42	Oncourt Offcourt, LTD
Parking Lot & Tennis Court Repair	District	F&E	3/16/2017	9314	\$324.99	\$324.99	\$324.99	Van Auken Akins Architects
Parking Lot & Tennis Court Repair	District	F&E	9/19/2017	9314	\$64,897.75	\$64,897.75	\$64,897.75	Perrin Asphalt Company, Inc.
Assessment & Master Planning								
Assessment & Master Planning	District	Building	1/14/2016	9314	\$28,125.20	\$28,125.20	\$28,125.20	Van Auken Akins Architects
Assessment & Master Planning	District	Building	1/28/2016	9314	\$78,264.17	\$78,264.17	\$78,264.17	Van Auken Akins Architects
Assessment & Master Planning	District	Building	2/18/2016	9314	\$4,282.09	\$4,282.09	\$4,282.09	Van Auken Akins Architects
Assessment & Master Planning	District	Building	3/17/2016	9314	\$18,376.19	\$18,376.19	\$18,376.19	Van Auken Akins Architects
Assessment & Master Planning	District	Building	4/14/2016	9314	\$11,298.00	\$11,298.00	\$11,298.00	Van Auken Akins Architects
Assessment & Master Planning	District	Building	5/19/2016	9314	\$8,282.50	\$8,282.50	\$8,282.50	Van Auken Akins Architects
Assessment & Master Planning	District	Building	6/20/2016	9314	\$1,506.32	\$1,506.32	\$1,506.32	Van Auken Akins Architects
Assessment & Master Planning	District	Building	6/30/2016	9314	\$1,591.00	\$1,591.00	\$1,591.00	Van Auken Akins Architects
Middle School Site Analysis								
Middle School Boundary Survey	District	Building	8/25/2016	9314	\$9,500.00	\$9,500.00	\$9,500.00	Dempsey Surveying Co.
Middle School Site Analysis	District	Building	9/15/2016	9314	\$10,125.00	\$10,125.00	\$10,125.00	Van Auken Akins Architects
Middle School Site Analysis	District	Building	9/22/2016	9314	\$3,402.50	\$3,402.50	\$3,402.50	Van Auken Akins Architects
Onaway Parking Lot								
Onaway Parking Lot	ON	Land	9/30/2015	9314	\$9,900.00	\$9,900.00	\$9,900.00	Van Auken Akins Architects
Onaway Parking Lot	ON	Land	12/17/2015	9314	\$412.50	\$412.50	\$412.50	Van Auken Akins Architects
Onaway Parking Lot	ON	Land	1/14/2016	9314	\$3,800.00	\$3,800.00	\$3,800.00	Van Auken Akins Architects
Onaway Parking Lot	ON	Land	1/31/2016	9314	\$1,237.50	\$1,237.50	\$1,237.50	Van Auken Akins Architects
Onaway Parking Lot	ON	Land	1/31/2016	9314	\$1,650.00	\$1,650.00	\$1,650.00	Van Auken Akins Architects
Onaway Parking Lot	ON	Land	2/29/2016	9314	\$412.50	\$412.50	\$412.50	Van Auken Akins Architects
Onaway Parking Lot	ON	Land	3/17/2016	9314	\$1,237.50	\$1,237.50	\$1,237.50	Van Auken Akins Architects
Onaway Parking Lot	ON	Land	4/14/2016	9314	\$330.00	\$330.00	\$330.00	Van Auken Akins Architects
Onaway Parking Lot	ON	Land	6/20/2016	9314	\$330.00	\$330.00	\$330.00	Van Auken Akins Architects
Onaway Parking Lot	ON	Land	6/30/2016	9314	\$330.00	\$330.00	\$330.00	Van Auken Akins Architects
Void prior FY Check #136725	ON	Land	11/10/2016	9314	(\$412.50)	(\$412.50)	(\$412.50)	Van Auken Akins Architects
Onaway Parking Lot	ON	Land	11/10/2016	9314	\$412.50	\$412.50	\$412.50	Van Auken Akins Architects

OTHER

PROJECT December 31 2018	BUILDING	Land, Building Vehicles, F&E	CHECK DATE	SPECIAL COST CENTER	ESTIMATED COST	ACTUAL COST MTD	ACTUAL COST TO DATE	CONTRACTOR/ VENDOR
Onaway Parking Lot	ON	Land	11/17/2016	9314	(\$660.00)	(\$660.00)	(\$660.00)	Van Auken Akins Architects
High School South Parking Lot								
High School South Parking Lot	HS	Land	1/31/2016	9314	\$1,331.25	\$1,331.25	\$1,331.25	Van Auken Akins Architects
High School South Parking Lot	HS	Land	1/31/2016	9314	\$1,775.00	\$1,775.00	\$1,775.00	Van Auken Akins Architects
High School South Parking Lot	HS	Land	2/29/2016	9314	\$443.75	\$443.75	\$443.75	Van Auken Akins Architects
High School South Parking Lot	HS	Land	3/17/2016	9314	\$1,331.25	\$1,331.25	\$1,331.25	Van Auken Akins Architects
High School South Parking Lot	HS	Land	4/14/2016	9314	\$355.00	\$355.00	\$355.00	Van Auken Akins Architects
High School South Parking Lot	HS	Land	6/20/2016	9314	\$355.00	\$355.00	\$355.00	Van Auken Akins Architects
High School South Parking Lot	HS	Land	6/30/2016	9314	\$355.00	\$355.00	\$355.00	Van Auken Akins Architects
High School South Parking Lot	HS	Land	9/30/2015	9314	\$10,650.00	\$10,650.00	\$10,650.00	Van Auken Akins Architects
Void prior FY Check #136725	HS	Land	11/10/2016	9314	(\$443.75)	(\$443.75)	(\$443.75)	Van Auken Akins Architects
High School South Parking Lot	HS	Land	11/10/2016	9314	\$443.75	\$443.75	\$443.75	Van Auken Akins Architects
High School South Parking Lot	HS	Land	11/17/2016	9314	(\$710.00)	(\$710.00)	(\$710.00)	Van Auken Akins Architects
Middle School Design Labs	MS	F&E	9/30/2015	9314	\$7,500.00	\$7,500.00	\$7,500.00	Van Auken Akins Architects
Year-end adjustment	District		6/30/2017	9314	(\$24,647.33)	(\$24,647.33)	(\$24,647.33)	Move exp to SCC9150
Fernway Fire								
Fernway Fire Remediation	Fernway	Building	7/31/2018	9620	\$250,000.00	\$250,000.00	\$250,000.00	All Disaster Services
Fernway Fire Remediation	Fernway	Building	8/8/2018	9620	\$250,000.00	\$250,000.00	\$250,000.00	All Disaster Services
Fernway Fire Remediation	Fernway	Building	8/14/2018	9620	\$200,000.00	\$200,000.00	\$200,000.00	All Disaster Services
Fernway Fire Remediation	Fernway	Building	8/24/2018	9620	\$200,000.00	\$200,000.00	\$200,000.00	All Disaster Services
Fernway Parking Lot emergency Services	Fernway	Building	9/14/2018	9620	\$10,000.00	\$10,000.00	\$10,000.00	Van Auken Akins Architects
Fernway Parking Lot emergency Services	Fernway	Building	9/30/2018	9620	\$45.25	\$45.25	\$45.25	Van Auken Akins Architects
Fernway Fire Remediation	Fernway	Building	9/12/2018	9620	\$360,000.00	\$360,000.00	\$360,000.00	All Disaster Services
Fernway Fire Remediation	Fernway	Building	9/24/2018	9620	\$200,000.00	\$200,000.00	\$200,000.00	All Disaster Services
Fernway Fire Enhancements	Fernway	Building	10/30/2018	9620	\$20,781.25	\$20,781.25	\$20,781.25	Van Auken Akins Architects
Fernway Fire Renovation	Fernway	Building	10/30/2018	9620	\$61,592.13	\$61,592.13	\$61,592.13	Van Auken Akins Architects
Fernway Fire Remediation	Fernway	Building	10/19/2018	9620	\$25,000.00	\$25,000.00	\$25,000.00	All Disaster Services
Fernway Fire Renovation	Fernway	Building	11/12/2018	9620	\$51,521.34	\$51,521.34	\$51,521.34	Van Auken Akins Architects
Fernway Fire Remediation	Fernway	Building	11/15/2018	9620	\$100,000.00	\$100,000.00	\$100,000.00	NBD International, Inc.
Fernway Fire Remediation	Fernway	Building	12/7/2018	9620	\$18,465.00	\$18,465.00	\$18,465.00	Squire Legal expense
Fernway Fire Remediation	Fernway	Building	12/21/2018	9620	\$64,928.50	\$64,928.50	\$64,928.50	Van Auken Akins Architects
Fernway Fire Remediation	Fernway	Building	12/12/2018	9620	\$200,000.00	\$200,000.00	\$200,000.00	All Disaster Services
Fernway Fire Remediation	Fernway	Building	1/3/2019	9620	\$319,054.00	\$319,054.00	\$319,054.00	All Disaster Services
Fernway Fire Remediation	Fernway	Building	1/17/2019	9620	\$70,401.84	\$70,401.84	\$70,401.84	MDCB, LLC
Fernway Fire Remediation	Fernway	Building	1/17/2019	9620	\$46,458.75	\$46,458.75	\$46,458.75	NBD International, Inc.
Fernway Fire Renovation	Fernway	Building	1/17/2019	9620	\$112,632.66	\$112,632.66	\$112,632.66	Van Auken Akins Architects
Fernway Fire Renovation	Fernway	Building	2/4/2019	9620	\$329,023.57	\$329,023.57	\$329,023.57	Gilbane Building Company
Fernway Fire Renovation	Fernway	Building	2/11/2019	9620	\$368,756.90	\$368,756.90	\$368,756.90	Gilbane Building Company
Fernway Fire Renovation	Fernway	Building	2/21/2019	9620	\$111,472.68	\$111,472.68	\$111,472.68	Van Auken Akins Architects
Fernway Fire Renovation	Fernway	Building	3/1/2019	9620	\$387,059.10	\$387,059.10	\$387,059.10	Gilbane Building Company
Fernway Fire Renovation	Fernway	Building	3/26/2019	9620	\$162,951.54	\$162,951.54	\$162,951.54	Gilbane Building Company

OTHER

PROJECT December 31 2018	BUILDING	Land, Building Vehicles, F&E	CHECK DATE	SPECIAL COST CENTER	ESTIMATED COST	ACTUAL COST MTD	ACTUAL COST TO DATE	CONTRACTOR/ VENDOR
Fernway Fire Enhancements	Fernway	Building	3/26/2019	9620	\$146,546.81	\$146,546.81	\$146,546.81	Van Auken Akins Architects
Project Management Services	Fernway	Building	3/27/2019	9620	\$2,970.00	\$2,970.00	\$2,970.00	Cleora Management
Project Management Services	Fernway	Building	3/28/2019	9620	\$7,640.72	\$7,640.72	\$7,640.72	Cleora Management
Fernway Building Enhancements	Fernway	Building	4/11/2019	9620	\$9,800.00	\$9,800.00	\$9,800.00	Van Auken Akins Architects
Fernway Building Renovation	Fernway	Building	4/23/2019	9620	\$76,632.55	\$76,632.55	\$76,632.55	Van Auken Akins Architects
Fernway Building Enhancements	Fernway	Building	4/23/2019	9620	\$57,311.36	\$57,311.36	\$57,311.36	Van Auken Akins Architects
Fernway Building Renovation	Fernway	Building	4/23/2019	9620	\$204,171.54	\$204,171.54	\$204,171.54	Gilbane Building Company
Project Management Services	Fernway	Building	5/13/2019	9620	\$2,624.58	\$2,624.58	\$2,624.58	Cleora Management
Project Management Services	Fernway	Building	5/22/2019	9620	\$3,264.61	\$3,264.61	\$3,264.61	Cleora Management
Fernway Building Enhancements	Fernway	Building	5/15/2019	9620	\$76,993.50	\$76,993.50	\$76,993.50	Van Auken Akins Architects
Oversight and Remediation	Fernway	Building	5/22/2019	9620	\$7,085.00	\$7,085.00	\$7,085.00	Electro-Analytical, Inc
Fernway Building Enhancements	Fernway	Building	6/30/2019	9620	\$26,011.88	\$26,011.88	\$26,011.88	Van Auken Akins Architects
Fernway Building Renovation	Fernway	Building	6/30/2019	9620	\$40,902.98	\$40,902.98	\$40,902.98	Van Auken Akins Architects
Fernway Building Enhancements	Fernway	Building	6/30/2019	9620	\$9.28	\$9.28	\$9.28	Van Auken Akins Architects
Fernway Building Renovation	Fernway	Building	6/10/2019	9620	\$105,098.38	\$105,098.38	\$105,098.38	Gilbane Building Company
Fernway Abatement Oversight	Fernway	Building	6/12/2019	9620	\$41,536.25	\$41,536.25	\$41,536.25	Electro-Analytical, Inc
FE Park/Playground Recording Costs	Fernway	F&E	6/20/2019	9620	\$315.50	\$315.50	\$315.50	Chicago Title Insurance Co
Project Management Services	Fernway	Building	7/3/2019	9620	\$8,273.34	\$8,273.34	\$8,273.34	Cleora Management
Fernway Fire Renovation	Fernway	Building	7/18/2019	9620	\$168,282.78	\$168,282.78	\$168,282.78	Gilbane Building Company
Permit for Remodel & Addition	Fernway	Building	7/24/2019	9620	\$41,167.91	\$41,167.91	\$41,167.91	City of Shaker Heights
Fernway Fire Renovation	Fernway	Building	7/25/2019	9620	\$674,792.29	\$674,792.29	\$674,792.29	Gilbane Building Company
Professional Design Services	Fernway	Building	7/31/2019	9620	\$171,509.13	\$171,509.13	\$171,509.13	Van Auken Akins Architects LLC
Fernway Building Enhancements	Fernway	Building	8/23/2019	9620	\$27.84	\$27.84	\$27.84	Van Auken Akins Architects LLC
Fernway Building Renovation	Fernway	Building	8/23/2019	9620	\$39,080.35	\$39,080.35	\$39,080.35	Van Auken Akins Architects LLC
Fernway Building Enhancements	Fernway	Building	8/30/2019	9620	\$1,600.86	\$1,600.86	\$1,600.86	Van Auken Akins Architects LLC
Fernway Building Renovation	Fernway	Building	8/30/2019	9620	\$26,730.20	\$26,730.20	\$26,730.20	Van Auken Akins Architects LLC
Fernway Building Enhancements	Fernway	Building	8/30/2019	9620	\$9,577.24	\$9,577.24	\$9,577.24	Van Auken Akins Architects LLC
Fernway Building Renovation	Fernway	Building	8/30/2019	9620	\$3,586.00	\$3,586.00	\$3,586.00	Cleora Management
Fernway Building Renovation	Fernway	Building	8/30/2019	9620	\$1,389,695.15	\$1,389,695.15	\$1,389,695.15	Gilbane Building Company
Temporary Electrical Services Installation	Fernway	Building	9/20/2019	9620	\$9,815.97	\$9,815.97	\$9,815.97	Illuminating Co.
Permanent Electrical Services Installation	Fernway	Building	9/30/2019	9620	\$12,228.56	\$12,228.56	\$12,228.56	Illuminating Co.
Fernway Building Enhancements	Fernway	Building	9/30/2019	9620	\$15,416.04	\$15,416.04	\$15,416.04	Van Auken Akins Architects LLC
Construction projects Adjustment	District	Building	9/30/2019	9620	(\$1,882,943.76)	(\$1,882,943.76)	(\$1,882,943.76)	Gilbane Building Company
Fernway Building Renovation	Fernway	Building	10/3/2019	9620	\$1,764.13	\$1,764.13	\$1,764.13	Cleora Management
Fernway Building Renovation	Fernway	Building	10/21/2019	9620	\$381,876.32	\$381,876.32	\$381,876.32	Gilbane Building Company
Fernway Building Renovation	Fernway	Building	10/22/2019	9620	\$1,673.38	\$1,673.38	\$1,673.38	Cleora Management
Fernway Building Renovation	Fernway	Building	10/29/2019	9620	\$33,119.62	\$33,119.62	\$33,119.62	Van Auken Akins Architects LLC
Fernway Building Enhancements	Fernway	Building	10/31/2019	9620	\$10,141.42	\$10,141.42	\$10,141.42	Van Auken Akins Architects LLC
Fernway Building Renovation	Fernway	Building	10/31/2019	9620	\$982,455.58	\$982,455.58	\$982,455.58	Gilbane Building Company
Fernway Building Renovation	Fernway	Building	11/26/2019	9620	\$1,430,056.30	\$1,430,056.30	\$1,430,056.30	Gilbane Building Company
Testing and Inspection	Fernway	Building	11/30/2019	9620	\$2,803.00	\$2,803.00	\$2,803.00	Professional Service Industries
Fernway Building Renovation	Fernway	Building	11/30/2019	9620	\$9,500.09	\$9,500.09	\$9,500.09	Van Auken Akins Architects LLC
Fernway Building Enhancements	Fernway	Building	11/30/2019	9620	\$4.75	\$4.75	\$4.75	Van Auken Akins Architects LLC
Fernway Building Renovation	Fernway	Building	12/17/2019	9620	\$1,245,228.95	\$1,245,228.95	\$1,245,228.95	Gilbane Building Company
Fernway Building Renovation	Fernway	Building	12/6/2019	9620	\$2,360.88	\$2,360.88	\$2,360.88	Cleora Management

OTHER

PROJECT December 31 2018	BUILDING	Land, Building Vehicles, F&E	CHECK DATE	SPECIAL COST CENTER	ESTIMATED COST	ACTUAL COST MTD	ACTUAL COST TO DATE	CONTRACTOR/ VENDOR
Fernway Building Renovation	Fernway	Building	12/20/2019	9620	\$3,528.26	\$3,528.26	\$3,528.26	Cleora Management
Fernway Building Enhancements	Fernway	Building	1/31/2020	9620	\$10,171.88	\$10,171.88	\$10,171.88	Van Auken Akins Architects LLC
Fernway Building Renovation	Fernway	Building	1/31/2020	9620	\$4,792.86	\$4,792.86	\$4,792.86	Van Auken Akins Architects LLC
Fernway Building Renovation	Fernway	Building	1/31/2020	9620	\$1,490.00	\$1,490.00	\$1,490.00	Professional Service Industries
Fernway Building Renovation	Fernway	Building	1/31/2020	9620	\$4,800.08	\$4,800.08	\$4,800.08	Van Auken Akins Architects LLC
Fernway Building Enhancements	Fernway	Building	1/31/2020	9620	\$3,218.94	\$3,218.94	\$3,218.94	Van Auken Akins Architects LLC
Fernway Building Renovation	Fernway	Building	1/21/2020	9620	\$2,921.88	\$2,921.88	\$2,921.88	Cleora Management
Fernway Building Renovation	Fernway	Building	1/21/2020	9620	\$1,286,085.68	\$1,286,085.68	\$1,286,085.68	Gilbane Building Company
Fernway Building Renovation	Fernway	Building	2/28/2020	9620	\$28,596.20	\$28,596.20	\$28,596.20	Van Auken Akins Architects LLC
Fernway Building Renovation	Fernway	Building	2/28/2020	9620	\$4,678.26	\$4,678.26	\$4,678.26	Cleora Management
Fernway Building Renovation	Fernway	Building	2/28/2020	9620	\$1,124,474.48	\$1,124,474.48	\$1,124,474.48	Gilbane Building Company
Fernway Building Renovation	Fernway	Building	3/31/2020	9620	\$963,310.53	\$963,310.53	\$963,310.53	Gilbane Building Company
Project Management Services	Fernway	Building	3/31/2020	9620	\$8,926.50	\$8,926.50	\$8,926.50	Cleora Management
Water Department Permits	Fernway	Building	3/31/2020	9620	\$2,645.00	\$2,645.00	\$2,645.00	City of Cleveland
Reinstall AT&T Facilities	Fernway	F&E	4/30/2020	9620	\$18,467.42	\$18,467.42	\$18,467.42	AT&T
Fernway Building Renovation	Fernway	Building	4/30/2020	9620	\$8,568.15	\$8,568.15	\$8,568.15	Van Auken Akins Architects LLC
Fernway Building Enhancements	Fernway	Building	4/30/2020	9620	\$4,681.25	\$4,681.25	\$4,681.25	Van Auken Akins Architects LLC
Fernway Building Renovation	Fernway	Building	4/30/2020	9620	\$1,606,656.76	\$1,606,656.76	\$1,606,656.76	Gilbane Building Company
Project Management Services	Fernway	Building	4/30/2020	9620	\$9,979.75	\$9,979.75	\$9,979.75	Cleora Management
Testing and Inspection	Fernway	Building	5/20/2020	9620	\$555.73	\$555.73	\$555.73	Professional Service Industries
Fernway Building Renovation	Fernway	Building	5/29/2020	9620	\$4,678.00	\$4,678.00	\$4,678.00	Van Auken Akins Architects LLC
Fernway Building Enhancements	Fernway	Building	5/29/2020	9620	\$8,484.85	\$8,484.85	\$8,484.85	Van Auken Akins Architects LLC
Fernway Building Renovation	Fernway	Building	5/31/2020	9620	\$2,356,703.27	\$2,356,703.27	\$2,356,703.27	Gilbane Building Company
Project Management Services	Fernway	Building	5/31/2020	9620	\$12,626.62	\$12,626.62	\$12,626.62	Cleora Management
Testing and Inspection	Fernway	Building	6/19/2020	9620	\$106.66	\$106.66	\$106.66	Professional Service Industries
Fernway Building Renovation	Fernway	Building	6/30/2020	9620	\$10,157.29	\$10,157.29	\$10,157.29	Van Auken Akins Architects LLC
Fernway Building Enhancements	Fernway	Building	6/30/2020	9620	\$2,764.00	\$2,764.00	\$2,764.00	Van Auken Akins Architects LLC
Fernway Building Renovation	Fernway	Building	6/30/2020	9620	\$1,440,337.94	\$1,440,337.94	\$1,440,337.94	Gilbane Building Company
Project Management Services	Fernway	Building	6/30/2020	9620	\$13,843.50	\$13,843.50	\$13,843.50	Cleora Management
Testing and Inspection	Fernway	Building	6/30/2020	9620	\$130.87	\$130.87	\$130.87	Professional Service Industries
Testing and Inspection	Fernway	Building	7/31/2020	9620	\$4,555.00	\$4,555.00	\$4,555.00	Professional Service Industries
Project Management Services	Fernway	Building	7/31/2020	9620	\$14,976.50	\$14,976.50	\$14,976.50	Cleora Management
Fernway Building Renovation	Fernway	Building	7/31/2020	9620	\$903,410.70	\$903,410.70	\$903,410.70	Gilbane Building Company
Fernway Building Renovation	Fernway	Building	7/31/2020	9620	\$10,394.19	\$10,394.19	\$10,394.19	Van Auken Akins Architects LLC
Fernway Building Enhancements	Fernway	Building	7/31/2020	9620	\$2,764.00	\$2,764.00	\$2,764.00	Van Auken Akins Architects LLC
Project Management Services	Fernway	Building	8/31/2020	9620	\$14,414.12	\$14,414.12	\$14,414.12	Cleora Management
Fernway Building Renovation	Fernway	Building	8/31/2020	9620	\$462,039.29	\$462,039.29	\$462,039.29	Gilbane Building Company
Fernway Building Renovation	Fernway	Building	8/31/2020	9620	\$9,960.62	\$9,960.62	\$9,960.62	Van Auken Akins Architects LLC
Fernway Building Enhancements	Fernway	Building	8/31/2020	9620	\$5,791.91	\$5,791.91	\$5,791.91	Van Auken Akins Architects LLC
Fernway Building Renovation	Fernway	Building	9/30/2020	9620	\$8,654.98	\$8,654.98	\$8,654.98	Van Auken Akins Architects LLC
Project Management Services	Fernway	Building	9/30/2020	9620	\$4,479.75	\$4,479.75	\$4,479.75	Cleora Management
Testing and Inspection Refund	Fernway	Building	10/31/2020	9620	(\$2,948.00)	(\$2,948.00)	(\$2,948.00)	Professional Service Industries
Fernway Building Renovation	Fernway	Building	11/3/2020	9620	\$6,611.25	\$6,611.25	\$6,611.25	Van Auken Akins Architects LLC
Project Management Services	Fernway	Building	1/31/2021	9620	\$3,564.00	\$3,564.00	\$3,564.00	Cleora Management
Project Management Services	Fernway	Building	2/23/2021	9620	\$4,581.62	\$4,581.62	\$4,581.62	Cleora Management

OTHER

PROJECT December 31 2018	BUILDING	Land, Building Vehicles, F&E	CHECK DATE	SPECIAL COST CENTER	ESTIMATED COST	ACTUAL COST MTD	ACTUAL COST TO DATE	CONTRACTOR/ VENDOR
Fernway Building Renovation	Fernway	Building	2/23/2021	9620	\$147,097.95	\$147,097.95	\$147,097.95	Gilbane Building Company
Correct Pay Apps	District	Building	2/28/2021	9400	\$539,943.34	\$539,943.34	\$539,943.34	Gilbane Building Company
Civil & Landscaping Services	Fernway	Land Imp.	4/30/2021	9620	\$1,916.00	\$1,916.00	\$1,916.00	Van Auken Akins Architects LLC
Fernway Building Renovation	Fernway	Building	5/21/2021	9620	\$93,463.07	\$93,463.07	\$93,463.07	Gilbane Building Company
Bond/FE Projects Correction	Fernway	Building	6/22/2021	9620	\$5,270.31	\$5,270.31	\$5,270.31	Van Auken Akins Architects LLC
Fernway Building Renovation	Fernway	Building	6/30/2021	9620	\$24,121.59	\$24,121.59	\$24,121.59	Gilbane Building Company
Bond Projects Adj	District	Building	6/30/2021	9620	(\$447,358.74)	(\$447,358.74)	(\$447,358.74)	Gilbane Building Company
Bond Projects Adj	District	Building	6/30/2021	9620	(\$48,385.64)	(\$48,385.64)	(\$48,385.64)	Gilbane Building Company
AASL FY21 Library Grant								
Library Purchases for FE	Fernway	F&E	10/30/2020	9121	\$10,213.31	\$10,213.31	\$10,213.31	Follett Library Resources
Library Purchases for FE	Fernway	F&E	11/30/2020	9121	\$2,909.59	\$2,909.59	\$2,909.59	Follett Library Resources
Library Purchases for FE	Fernway	F&E	12/31/2020	9121	\$250.52	\$250.52	\$250.52	Follett Library Resources
Library Purchases for FE	Fernway	F&E	1/15/2021	9121	\$9.75	\$9.75	\$9.75	Follett Library Resources
Library Purchases for FE	Fernway	F&E	2/19/2021	9121	\$1,485.63	\$1,485.63	\$1,485.63	Follett Library Resources
Print Purchases for FE	Fernway	F&E	3/12/2021	9121	\$2,496.25	\$2,496.25	\$2,496.25	Follett Library Resources
Print Purchases for FE	Fernway	F&E	3/16/2021	9121	\$427.05	\$427.05	\$427.05	Follett Library Resources
Print Purchases for FE	Fernway	F&E	5/17/2021	9121	\$423.60	\$423.60	\$423.60	Follett Library Resources
Print Purchases for FE	Fernway	F&E	5/21/2021	9121	\$58.26	\$58.26	\$58.26	Follett Library Resources
Print Purchases for FE	Fernway	F&E	9/30/2021	9121	\$1,413.40	\$1,413.40	\$1,413.40	Follett Library Resources
Print Purchases for FE	Fernway	F&E	12/15/2021	9121	\$312.64	\$312.64	\$312.64	Follett Library Resources
Total Non-Bond - Other							\$31,410,791.82	

T# - Vehicle Trade In Reference

**NON-BOND SOURCES
SSF PROJECTS**

PROJECT December 31 2018	BUILDING	Land, Building Vehicles, F&E	CHECK DATE	SPECIAL COST CENTER	ESTIMATED COST	ACTUAL COST MTD	ACTUAL COST TO DATE	CONTRACTOR/ VENDOR
Peter's Garden								
excavation, furnishings, irrigation & landscaping	Onaway	Land Impr	11/14/2005	9164	\$106,007.28	\$106,007.28	\$106,007.28	Vizmeg Landscape Inc.
correction to SSF share for P's Garden	Onaway	Land Impr	6/30/2006	9164	(\$702.00)	(\$702.00)	(\$702.00)	transfer to nonbond fund SCC 9150
site improvement landscaping	Onaway	Land Impr	1/13/2006	9164	\$2,685.12	\$2,685.12	\$2,685.12	Vizmeg Landscape Inc.
site improvement landscaping	Onaway	Land Impr	1/27/2006	9164	\$5,485.60	\$5,485.60	\$5,485.60	Vizmeg Landscape Inc.
School Technology Projects								
reimbursement for 2 projectors	District	9165	6/30/2006	9165	\$1,688.00	\$1,688.00	\$1,688.00	reimb to District (SMART Ed Serv)
reimb for installation of 2 Smart bds	High School	F&E	6/30/2006	9165	\$3,007.00	\$3,007.00	\$3,007.00	reimb to District (SMART Ed Serv)
R&W contribtn for 12 flat monitors	Fernway	F&E	6/30/2006	9165	\$1,200.00	\$1,200.00	\$1,200.00	reimb to District (Dell Comp)
R&W contribtn for TV installations	Mercer	F&E	8/26/2006	9165	\$2,800.00	\$2,800.00	\$2,800.00	reimb to District (labor costs)
partial reimbursemnt for 4 projectors*	District	F&E	6/30/2006	9165	\$1,936.00	\$1,936.00	\$1,936.00	reimbursement to District
R&W contribtn toward 4 projectors*	District	F&E	6/30/2006	9165	\$1,259.05	\$1,259.05	\$1,259.05	reimbursement to District
R&W contribtn for 22 computers*	Middle School	F&E	6/30/2006	9165	\$19,584.00	\$19,584.00	\$19,584.00	reimbursement to District
R&W contribtn for 10 computers*	Lomond	F&E	7/18/2006	9165	\$9,546.00	\$9,546.00	\$9,546.00	reimb to District (Dell Comp)
R&W contribtn for sound system	Boulevard	F&E	5/19/2007	9165	\$389.00	\$389.00	\$389.00	reimbursement to District
R&W contribtn - projector & lamp	Boulevard	F&E	5/19/2007	9165	\$789.00	\$789.00	\$789.00	reimbursement to District
R&W contribtn for sound system	Fernway	F&E	5/19/2007	9165	\$389.00	\$389.00	\$389.00	reimbursement to District
R&W contribtn-2 projectors & lamps	Fernway	F&E	5/19/2007	9165	\$2,075.09	\$2,075.09	\$2,075.09	reimbursement to District
R&W contribtn-auditorium computer	Woodbury	F&E	5/19/2007	9165	\$726.00	\$726.00	\$726.00	reimbursement to District
Computer paid by SSF	Lomond	F&E	3/15/2008	9165	\$1,025.00	\$1,025.00	\$1,025.00	Shaker Schools Foundation
Computer paid by SSF	Lomond	F&E	3/15/2008	9165	\$2,694.00	\$2,694.00	\$2,694.00	Shaker Schools Foundation
construction documents-auditorium	Woodbury	Building	7/31/2006	9162	\$927.05	\$927.05	\$927.05	City Architecture
construction documents-auditorium	Woodbury	Building	12/20/2006	9162	\$1,414.73	\$1,414.73	\$1,414.73	City Architecture
Computer and Sound Equipment	District	F&E	10/31/2008	9167	\$26,278.98	\$26,278.98	\$26,278.98	Simon Technology Solutions
Sound System for Choir Room	High School	F&E	11/26/2008	9167	\$2,340.00	\$2,340.00	\$2,340.00	Sound Solutions
Installation labor	Onaway	F&E	1/9/2009	9167	\$1,057.50	\$1,057.50	\$1,057.50	Simon Technology Solutions
Installation labor	Boulevard	F&E	1/9/2009	9167	\$1,527.50	\$1,527.50	\$1,527.50	Simon Technology Solutions
Computer and Sound Equipment	District	F&E	3/6/2009	9167	\$46,360.61	\$46,360.61	\$46,360.61	Smart Ed. Services
Adjust coding - SmartBoard/Projector	District	F&E	4/29/2009	9167	\$4,658.00	\$4,658.00	\$4,658.00	Transfer from Technology
Adjust coding - Camera	District	F&E	4/29/2009	9167	\$636.00	\$636.00	\$636.00	Transfer from Technology
Distance learning equipment	District	F&E	7/24/2009	9167	\$3,003.48	\$3,003.48	\$3,003.48	Wide Area Media
Smartboards-ME, WO	District	F&E	5/28/2010	9167	\$6,265.00	\$6,265.00	\$6,265.00	Smart Ed. Services
Lecture Podium and Flag Poles	District	F&E	6/30/2010	9165	\$1,055.00	\$1,055.00	\$1,055.00	Shaker Schools Foundation
Smartboards-BO	Boulevard	F&E	8/5/2010	9167	\$7,589.00	\$7,589.00	\$7,589.00	Smart Ed. Services
Havorka-Laptop	District	F&E	9/30/2010	9165	\$1,200.00	\$1,200.00	\$1,200.00	Shaker Schools Foundation
Netbooks-MS	Middle School	F&E	9/30/2010	9167	\$1,055.70	\$1,055.70	\$1,055.70	Shaker Schools Foundation
Smartboards	District	F&E	9/30/2010	9167	\$18,180.00	\$18,180.00	\$18,180.00	Shaker Schools Foundation
Smartboards-ON	Onaway	F&E	9/30/2010	9167	\$3,134.00	\$3,134.00	\$3,134.00	Shaker Schools Foundation
Adjust Coding-Sound System	Onaway	F&E	6/6/2011	9167	\$1,588.00	\$1,588.00	\$1,588.00	Transfer from Technology
Adjust Coding-Poster Printer	Boulevard	F&E	6/6/2011	9167	\$1,682.50	\$1,682.50	\$1,682.50	Transfer from Technology
Adjust Coding-Small Aud Projector	High School	F&E	6/20/2011	9167	\$6,934.00	\$6,934.00	\$6,934.00	Transfer from Technology
Adjust Coding-Phys Ed Projector	Middle School	F&E	6/20/2011	9167	\$640.00	\$640.00	\$640.00	Transfer from Technology

Lar

SSF PROJECTS

PROJECT December 31 2018	BUILDING	Land, Building Vehicles, F&E	CHECK DATE	SPECIAL COST CENTER	ESTIMATED COST	ACTUAL COST MTD	ACTUAL COST TO DATE	CONTRACTOR/ VENDOR
Smartboard and Installation	Woodbury	F&E	8/30/2011	9167	\$9,500.00	\$9,500.00	\$9,500.00	Smart Ed. Services
Adjust Coding-Smartboard	High School	F&E	8/31/2011	9167	\$1,649.00	\$1,649.00	\$1,649.00	Transfer from Technology
Adjust Coding-Dell Netbook	High School	F&E	8/31/2011	9167	\$5,195.25	\$5,195.25	\$5,195.25	Transfer from Technology
Adjust Coding-Smartboards	District	F&E	10/31/2011	9167	\$24,308.00	\$24,308.00	\$24,308.00	Transfer from Technology
Adjust Coding-Dell Computers	District	F&E	10/31/2011	9167	\$9,350.00	\$9,350.00	\$9,350.00	Transfer from Technology
Laptop Cart	Middle School	F&E	10/27/2011	9167	\$1,201.20	\$1,201.20	\$1,201.20	Spectrum Industries
Smartboard and Installation	Middle School	F&E	11/11/2011	9167	\$1,802.00	\$1,802.00	\$1,802.00	Smart Ed. Services
Dell Laptop	Middle School	F&E	11/17/2011	9167	\$3,450.00	\$3,450.00	\$3,450.00	Dell Computer
Smartboards and Installation	Fernway	F&E	4/30/2012	9167	\$8,625.00	\$8,625.00	\$8,625.00	Dell Computer
Portable Document Camera	District	F&E	5/4/2012	9167	\$579.00	\$579.00	\$579.00	Easy Graphics Corp.
iPads and AppleCare	District	F&E	6/8/2012	9167	\$1,143.99	\$1,143.99	\$1,143.99	Apple Inc.
iPad and AppleCare	Middle School	F&E	7/11/2012	9167	\$598.00	\$598.00	\$598.00	Apple Inc.
AverVision Document Camera	Onaway	F&E	9/13/2012	9167	\$1,757.00	\$1,757.00	\$1,757.00	Easy Graphics Corp.
Smartboard and Installation	Middle School	F&E	9/20/2012	9167	\$3,586.00	\$3,586.00	\$3,586.00	Smart Ed. Services
Document Camera	Mercer	F&E	10/25/2012	9167	\$1,096.00	\$1,096.00	\$1,096.00	Easy Graphics Corp.
Smartboards and Installation	District	F&E	11/15/2012	9167	\$16,476.00	\$16,476.00	\$16,476.00	Smart Ed. Services
Turning Point NXT 26	Woodbury	F&E	11/29/2012	9167	\$8,586.95	\$8,586.95	\$8,586.95	Easy Graphics Corp.
Document Camera	Mercer	F&E	12/27/2012	9167	\$1,645.00	\$1,645.00	\$1,645.00	Easy Graphics Corp.
OptiPlex 790 Desktop PC	Boulevard	F&E	1/18/2013	9167	\$11,763.75	\$11,763.75	\$11,763.75	Dell Computer
Document Camera	Mercer	F&E	2/21/2013	9167	\$1,645.00	\$1,645.00	\$1,645.00	Easy Graphics Corp.
Document Camera	Mercer	F&E	3/28/2013	9167	\$552.00	\$552.00	\$552.00	Easy Graphics Corp.
Document Camera	High School	F&E	4/30/2013	9167	\$1,257.52	\$1,257.52	\$1,257.52	CDW*Government
Photoshop License	District	F&E	4/11/2013	9167	\$320.02	\$320.02	\$320.02	CDW*Government
Electronic Equipment	District	F&E	5/31/2013	9167	\$7,372.00	\$7,372.00	\$7,372.00	Schoolhouse Electronics, LLC
Document Camera	Mercer	F&E	7/31/2013	9167	\$1,674.00	\$1,674.00	\$1,674.00	Easy Graphics Corp.
License & Development Plan	Woodbury	F&E	8/22/2013	9167	\$2,715.00	\$2,715.00	\$2,715.00	Easy Graphics Corp.
Turning Point Set & Doc Camera	District	F&E	9/19/2013	9167	\$7,359.20	\$7,359.20	\$7,359.20	Easy Graphics Corp.
Smartboards	Middle School	F&E	9/19/2013	9167	\$7,945.00	\$7,945.00	\$7,945.00	Tierney Brothers, Inc
Document Camera	Onaway	F&E	9/26/2013	9167	\$1,178.00	\$1,178.00	\$1,178.00	Easy Graphics Corp.
Adjust Coding-Artboards	District	F&E	9/22/2013	9167	\$3,618.77	\$3,618.77	\$3,618.77	Transfer from Technology
Smartboard Installation	Middle School	F&E	10/9/2013	9167	\$1,610.00	\$1,610.00	\$1,610.00	Tierney Brothers, Inc
Document Camera	Onaway	F&E	11/8/2013	9167	\$579.00	\$579.00	\$579.00	Easy Graphics Corp.
Document Camera	Onaway	F&E	11/14/2013	9167	\$594.00	\$594.00	\$594.00	Easy Graphics Corp.
3D Printer	High School	F&E	11/14/2013	9167	\$2,627.19	\$2,627.19	\$2,627.19	Makerbot Industries
Hardware Support	Woodbury	F&E	12/19/2013	9167	\$1,275.00	\$1,275.00	\$1,275.00	CDW*Government
Document Camera	Onaway	F&E	12/31/2013	9167	\$1,181.50	\$1,181.50	\$1,181.50	Easy Graphics Corp.
Laptop Cart	Woodbury	F&E	12/13/2013	9167	\$9,190.79	\$9,190.79	\$9,190.79	CDW*Government
Electronic Equipment	Middle School	F&E	12/13/2013	9167	\$2,580.00	\$2,580.00	\$2,580.00	Schoolhouse Electronics, LLC
Digital Camera	Mercer	F&E	1/24/2014	9167	\$273.95	\$273.95	\$273.95	Amazon.com
Smartboard and Installation	High School	F&E	1/17/2014	9167	\$1,821.00	\$1,821.00	\$1,821.00	Tierney Brothers, Inc
HP Care Pack Hardware Support	Mercer	F&E	6/30/2014	9167	\$2,669.05	\$2,669.05	\$2,669.05	CDW*Government
Computer Equipment & Warranty	Fernway	F&E	7/31/2014	9167	\$11,925.44	\$11,925.44	\$11,925.44	CDW*Government
iPad Mini and AppleCare	Onaway	F&E	11/20/2014	9167	\$2,868.00	\$2,868.00	\$2,868.00	Apple Inc.
Document Cameras	Onaway	F&E	12/11/2014	9167	\$1,194.00	\$1,194.00	\$1,194.00	Easy Graphics Corp.
Smartboards and Service	Woodbury	F&E	12/29/2014	9167	\$4,198.50	\$4,198.50	\$4,198.50	Tierney Brothers, Inc

SSF PROJECTS

PROJECT December 31 2018	BUILDING	Land, Building Vehicles, F&E	CHECK DATE	SPECIAL COST CENTER	ESTIMATED COST	ACTUAL COST MTD	ACTUAL COST TO DATE	CONTRACTOR/ VENDOR
Smartboards	Mercer	F&E	1/22/2015	9167	\$2,198.00	\$2,198.00	\$2,198.00	Tierney Brothers, Inc
Smartboard Mount	Mercer	F&E	2/23/2015	9167	\$349.00	\$349.00	\$349.00	Tierney Brothers, Inc
Smartboard Mount and Service	Mercer	F&E	4/16/2015	9167	\$760.00	\$760.00	\$760.00	Tierney Brothers, Inc
Document Camera	Middle School	F&E	5/21/2015	9167	\$2,725.00	\$2,725.00	\$2,725.00	Easy Graphics Corp.
Digital Cameras and Flash Drives	Lomond	F&E	10/10/2015	9167	\$2,439.60	\$2,439.60	\$2,439.60	Amazon.com
Document Cameras	District	F&E	11/30/2015	9167	\$842.00	\$842.00	\$842.00	Easy Graphics Corp.
Projector, equipment & installation	Onaway	F&E	12/10/2015	9167	\$2,855.17	\$2,855.17	\$2,855.17	Tierney Brothers, Inc
Chromebooks	District	F&E	4/30/2016	9167	\$65,044.00	\$65,044.00	\$65,044.00	CDW*Government
Chromebooks	District	F&E	6/30/2016	9167	\$8,999.98	\$8,999.98	\$8,999.98	CDI Computer Dealers Inc
Charging Station	Boulevard	F&E	9/15/2016	9167	\$1,639.62	\$1,639.62	\$1,639.62	School Outfitters
Chromebooks	District	F&E	11/10/2016	9167	\$23,340.04	\$23,340.04	\$23,340.04	CDI Computer Dealers Inc
Smartboard and mount	Mercer	F&E	11/10/2016	9167	\$538.00	\$538.00	\$538.00	Tierney Brothers, Inc
Sound System	Woodbury	F&E	12/8/2016	9167	\$2,198.00	\$2,198.00	\$2,198.00	Tierney Brothers, Inc
Smartboard	Mercer	F&E	12/8/2016	9167	\$1,479.00	\$1,479.00	\$1,479.00	Tierney Brothers, Inc
Software Licenses	Mercer	F&E	2/28/2017	9167	\$989.55	\$989.55	\$989.55	Learning A-Z
Pugmill-Clay Machine	Woodbury	F&E	5/4/2017	9167	\$4,499.00	\$4,499.00	\$4,499.00	Sheffield Pottery
Zing Laser Cutter	Middle School	F&E	6/29/2017	9167	\$3,563.72	\$3,563.72	\$3,563.72	Buckeye Educational Systems
Correction of prior period expense		F&E	12/31/2017	9165	\$94,742.74	\$94,742.74	\$94,742.74	Move exp from SCC 9150
Correction of prior period expense		F&E	12/31/2017	9167	\$33,244.34	\$33,244.34	\$33,244.34	Move exp from SCC 9150
iPad cases for HS Music	High School	F&E	3/10/2018	9167	\$161.92	\$161.92	\$161.92	Amazon.com
iPad and AppleCare	High School	F&E	4/13/2018	9167	\$1,194.00	\$1,194.00	\$1,194.00	Apple Inc.
iPad reimbursement	Boulevard	F&E	5/11/2018	9167	(\$135.00)	(\$135.00)	(\$135.00)	SSF Grant
iPad and AppleCare	Boulevard	F&E	6/12/2018	9167	\$378.00	\$378.00	\$378.00	Apple Inc.
Newsela Subscription	Woodbury	F&E	11/29/2018	9167	\$3,000.00	\$3,000.00	\$3,000.00	Newsela, Inc
Computer for Art Room	High School	F&E	1/11/2019	9167	\$1,185.97	\$1,185.97	\$1,185.97	Dell Computer
Cables for Art Room Computer	High School	F&E	1/17/2019	9167	\$874.21	\$874.21	\$874.21	Cable Communications
Read & Write Subscription	District	F&E	2/28/2019	9167	\$12,176.80	\$12,176.80	\$12,176.80	Textheld, Inc.
OptiPlex Desktop Computers	High School	F&E	7/31/2019	9167	\$2,000.57	\$2,000.57	\$2,000.57	Dell Computer
eSports Club Equipment	High School	F&E	9/10/2019	9167	\$844.88	\$844.88	\$844.88	Microcenter
eSports Club Equipment	High School	F&E	10/10/2019	9167	\$466.97	\$466.97	\$466.97	Amazon.com
3D Printer	High School	F&E	11/30/2019	9167	\$5,001.26	\$5,001.26	\$5,001.26	Form Labs, Inc
3D Printer Software	High School	F&E	12/10/2019	9167	\$585.00	\$585.00	\$585.00	Robert McNeel & Associates
Art iPads	High School	F&E	12/10/2019	9167	\$2,438.94	\$2,438.94	\$2,438.94	Amazon.com
SAM labs	Mercer	F&E	2/28/2020	9167	\$3,798.00	\$3,798.00	\$3,798.00	SAM labs Inc.
iPod Touch & Applecare	Woodbury	F&E	2/28/2020	9167	\$3,870.00	\$3,870.00	\$3,870.00	Apple Inc.
iPad cases	Woodbury	F&E	3/31/2020	9167	\$134.70	\$134.70	\$134.70	Apple Inc.
Dell Laptop	High School	F&E	3/31/2020	9167	\$36,118.00	\$36,118.00	\$36,118.00	Dell Computer
Hot Spot-COVID-19	District	F&E	6/30/2020	9167	\$20,755.00	\$20,755.00	\$20,755.00	Sprint
Dell Laptop-Reclassify	High School	F&E	6/30/2020	9167	(\$36,118.00)	(\$36,118.00)	(\$36,118.00)	Dell Computer
Applecare for schools	District	F&E	11/30/2020	9167	\$545.00	\$545.00	\$545.00	Apple Inc.
iPad cases	High School	F&E	12/30/2020	9167	\$384.55	\$384.55	\$384.55	Amazon.com
iPads	High School	F&E	1/15/2021	9167	\$1,995.00	\$1,995.00	\$1,995.00	Apple Inc.
HS Weight Room Equipment	High School	F&E	4/30/2021	9167	\$2,208.00	\$2,208.00	\$2,208.00	Dynamic Fitness & Strength LLC
iMac's & iPads	High School	F&E	8/31/2021	9167	\$5,251.00	\$5,251.00	\$5,251.00	Apple Inc.
Dash Robots-Design lab	Lomond	F&E	11/10/2021	9167	\$3,599.76	\$3,599.76	\$3,599.76	Wonder Workshop

SSF PROJECTS

PROJECT December 31 2018	BUILDING	Land, Building Vehicles, F&E	CHECK DATE	SPECIAL COST CENTER	ESTIMATED COST	ACTUAL COST MTD	ACTUAL COST TO DATE	CONTRACTOR/ VENDOR
Design Lab	Lomond	F&E	11/10/2021	9167	\$2,499.00	\$2,499.00	\$2,499.00	Tangible Play
iPad Case-Design Lab	Boulevard	F&E	11/30/2021	9167	\$309.50	\$309.50	\$309.50	UZBL
Techtub-Design lab	Boulevard	F&E	11/30/2021	9167	\$345.00	\$345.00	\$345.00	Tierney Brothers, Inc
Design Lab / STEM Kits	Boulevard	F&E	11/30/2021	9167	\$139.99	\$139.99	\$139.99	Amazon.com
Design Lab / STEM Kits	Boulevard	F&E	11/30/2021	9167	\$536.65	\$536.65	\$536.65	Elenco Electronics
Design Lab / STEM Kits	Boulevard	F&E	11/30/2021	9167	\$708.01	\$708.01	\$708.01	Makey Makey
Design Lab / STEM Kits	Boulevard	F&E	11/30/2021	9167	\$3,160.00	\$3,160.00	\$3,160.00	Strawbees STEAM
Design Lab	Lomond	F&E	12/10/2021	9167	\$1,509.00	\$1,509.00	\$1,509.00	CDW
iPad Apps	Lomond	F&E	12/29/2021	9167	\$49.80	\$49.80	\$49.80	American Express
Lego Edu / Design Lab	Boulevard	F&E	12/29/2021	9167	\$1,099.80	\$1,099.80	\$1,099.80	American Express
Design Lab	Lomond	F&E	12/10/2021	9167	\$6,310.40	\$6,310.40	\$6,310.40	Tierney Brothers, Inc
Design Lab	Boulevard	F&E	12/10/2021	9167	\$6,310.38	\$6,310.38	\$6,310.38	Tierney Brothers, Inc
iPads / Design Lab	Boulevard	F&E	12/31/2021	9167	\$4,030.00	\$4,030.00	\$4,030.00	Apple Inc.
iPads / Design Lab	Lomond	F&E	12/31/2021	9167	\$6,070.00	\$6,070.00	\$6,070.00	Apple Inc.
iPad Cases	Boulevard	F&E	1/24/2022	9167	\$39.95	\$39.95	\$39.95	Amazon.com
Design Lab	Lomond	F&E	1/28/2022	9167	\$164.85	\$164.85	\$164.85	Microcenter
Design Lab	Lomond	F&E	1/31/2022	9167	(\$21,482.80)	(\$21,482.80)	(\$21,482.80)	SSF Grant
Design Lab	Boulevard	F&E	1/31/2022	9167	(\$14,570.59)	(\$14,570.59)	(\$14,570.59)	SSF Grant
Design Lab	Woodbury	F&E	3/29/2022	9167	\$5,916.02	\$5,916.02	\$5,916.02	Tierney Brothers, Inc
iPads / Design Lab	Fernway	F&E	5/20/2022	9167	\$8,370.00	\$8,370.00	\$8,370.00	Apple Inc.
Repair Tool Kit	High School	F&E	6/30/2022	9167	\$49.98	\$49.98	\$49.98	MicroCenter
SSF Tech-Shaker's First Class								
iPads and AppleCare	District	F&E	5/20/2016	9165	\$13,460.00	\$13,460.00	\$13,460.00	Apple Inc.
iPad charging dock	District	F&E	6/20/2016	9165	\$1,203.28	\$1,203.28	\$1,203.28	CDW*Government
iPad cases	District	F&E	6/23/2016	9165	\$1,009.80	\$1,009.80	\$1,009.80	CDW*Government
Document Cameras	District	F&E	6/23/2016	9165	\$563.00	\$563.00	\$563.00	Easy Graphics Corp.
Books	District	F&E	8/25/2016	9165	\$333.98	\$333.98	\$333.98	Lakeshore Learning Materials
Books	District	F&E	9/15/2016	9165	\$132.30	\$132.30	\$132.30	DEMCO
Books	District	F&E	9/9/2016	9165	\$354.90	\$354.90	\$354.90	The Library Store, Inc
High School Large Auditorium								
SSF share of total cost	High School	Building	2/29/2008	9166	\$800,000.00	\$800,000.00	\$800,000.00	Shaker Schools Foundation
SSF share of total cost	High School	Building	7/31/2008	9166	\$70,000.00	\$70,000.00	\$70,000.00	Shaker Schools Foundation
SSF share of total cost	High School	Building	6/30/2010	9166	\$100,000.00	\$100,000.00	\$100,000.00	Shaker Schools Foundation
SSF share of total cost	High School	Building	3/31/2012	9166	\$68,125.30	\$68,125.30	\$68,125.30	SSF (10/31/2009)
Craig Stout Technology Projects								
Computer and Sound Equipment	Library	F&E	9/11/2008	9168	\$15,591.00	\$15,591.00	\$15,591.00	Easy Graphics Corp.
Document Cameras	District	F&E	11/25/2008	9168	\$2,661.08	\$2,661.08	\$2,661.08	CDW*Government Inc
Computer and Sound Equipment	District	F&E	3/6/2009	9168	\$74,777.07	\$74,777.07	\$74,777.07	Smart Ed. Services
Turning Point-Receiver, Case, Card	District	F&E	12/15/2011	9168	\$642.00	\$642.00	\$642.00	Easy Graphics Corp.
eInstruction Mobi System	High School	F&E	1/19/2012	9168	\$1,398.00	\$1,398.00	\$1,398.00	CIM Technology Solutions
Kindles**	District	F&E	12/9/2011	9168	\$594.00	\$594.00	\$594.00	Corr. Posting-From Fund 001 Tech.
Distribution of Posting**	District	F&E	3/6/2009	9168	\$3,873.00	\$3,873.00	\$3,873.00	Corr. Posting-From Fund 001 Tech.
Distribution of Posting**	District	F&E	5/22/2009	9168	\$5,097.85	\$5,097.85	\$5,097.85	Corr. Posting-From Fund 001 Tech.
High School Planetarium Project								

SSF PROJECTS

PROJECT December 31 2018	BUILDING	Land, Building Vehicles, F&E	CHECK DATE	SPECIAL COST CENTER	ESTIMATED COST	ACTUAL COST MTD	ACTUAL COST TO DATE	CONTRACTOR/ VENDOR
Planetarium Projection System	High School	F&E	6/27/2013	9164	\$86,572.50	\$86,572.50	\$86,572.50	Spitz, Inc.
Planetarium Projection System	High School	F&E	10/31/2013	9164	\$58,872.50	\$58,872.50	\$58,872.50	Spitz, Inc.
Planetarium Projection System	High School	F&E	10/31/2013	9167	\$6,000.00	\$6,000.00	\$6,000.00	Spitz, Inc.
Planetarium Projection System	High School	F&E	4/30/2014	9164	\$4,555.00	\$4,555.00	\$4,555.00	Corr. Posting-From 004-9150
HS Weight Room								
HS Weight Room Equipment	High School	F&E	2/22/2021	9165	\$131,416.67	\$131,416.67	\$131,416.67	Dynamic Fitness & Strength LLC
HS Weight Room Equipment Freight	High School	F&E	7/30/2021	9165	\$233.56	\$233.56	\$233.56	Fed Ex
HS Weight Room Equipment	High School	F&E	11/30/2021	9165	\$60,366.44	\$60,366.44	\$60,366.44	Dynamic Fitness & Strength LLC
WO Sublimation Printer								
Sublimation Printer	Woodbury	F&E	9/30/2021	9165	\$2,454.64	\$2,454.64	\$2,454.64	Conde Systems
Poster Maker & Kit	Woodbury	F&E	6/30/2022	9165	\$5,378.17	\$5,378.17	\$5,378.17	Bright White Paper
IC Digital Design lab & Studio								
Mobile Digital Design Lab	IC	F&E	3/24/2022	9165	\$9,356.92	\$9,356.92	\$9,356.92	B&H Photo
Podcasting Studio Supplies	IC	F&E	3/24/2022	9165	\$3,178.26	\$3,178.26	\$3,178.26	B&H Photo
Podcasting Studio Supplies	IC	F&E	4/19/2022	9165	\$162.00	\$162.00	\$162.00	Guitar Center
Podcasting Studio Supplies	IC	F&E	4/28/2022	9165	\$4,581.20	\$4,581.20	\$4,581.20	Guitar Center
Podcasting Studio Supplies	IC	F&E	4/30/2022	9165	\$238.96	\$238.96	\$238.96	Guitar Center
Podcasting Studio Supplies	IC	F&E	5/31/2022	9165	\$3,616.33	\$3,616.33	\$3,616.33	B&H Photo
Podcasting Studio Supplies	IC	F&E	6/30/2022	9165	(\$478.60)	(\$478.60)	(\$478.60)	Exp to Fund 001
Personalized Learning Center Donor Support								
Laptops and Projectors	PLC	F&E	6/26/2014	9315	\$3,232.93	\$3,232.93	\$3,232.93	CDW*Government
Equipment Cart and marker Board	PLC	F&E	6/26/2014	9315	\$973.28	\$973.28	\$973.28	DEMCO, Inc.
Telephones, Licenses & Equipment	PLC	F&E	6/26/2014	9315	\$9,091.00	\$9,091.00	\$9,091.00	Information Systems Integration
Computer Equipment	PLC	F&E	7/10/2014	9315	\$2,568.85	\$2,568.85	\$2,568.85	Various online stores
iPad	PLC	F&E	7/18/2014	9315	\$4,580.00	\$4,580.00	\$4,580.00	Apple Store
Computer Equipment & Service	PLC	F&E	8/22/2014	9315	\$23,629.49	\$23,629.49	\$23,629.49	CDW*Government
Furniture	PLC	F&E	8/31/2014	9315	\$36,547.91	\$36,547.91	\$36,547.91	Ohio Desk
Projection Screen Wall Brackets	PLC	F&E	8/10/2014	9315	\$24.06	\$24.06	\$24.06	CDW*Government
Flat Screen TV and Mount	PLC	F&E	8/10/2014	9315	\$939.58	\$939.58	\$939.58	Best Buy
Backpacks for IC students	PLC	F&E	9/10/2014	9315	\$900.00	\$900.00	\$900.00	Bags in Bulk
Smartboard	PLC	F&E	9/26/2014	9315	\$3,001.00	\$3,001.00	\$3,001.00	Tierney Brothers, Inc
Office Chairs	PLC	F&E	9/26/2014	9315	\$312.00	\$312.00	\$312.00	Independence Business Supply
Bronze Plaques	PLC	F&E	9/26/2014	9315	\$5,430.00	\$5,430.00	\$5,430.00	Carrollgraphics
Cable infrastructure and equipment	PLC	F&E	9/26/2014	9315	\$10,539.09	\$10,539.09	\$10,539.09	Cable Communications
Architectural Services	PLC	F&E	9/16/2014	9315	\$15,556.75	\$15,556.75	\$15,556.75	Neville Architects
Tables and Chairs	PLC	F&E	9/16/2014	9315	\$11,495.00	\$11,495.00	\$11,495.00	Contract Source Inc
Signage	PLC	F&E	10/9/2014	9315	\$206.00	\$206.00	\$206.00	Carrollgraphics
Desktop Computers	PLC	F&E	10/16/2014	9315	\$3,858.35	\$3,858.35	\$3,858.35	Chicago Micro
Tables and Chairs	PLC	F&E	10/30/2014	9315	\$2,489.54	\$2,489.54	\$2,489.54	Ohio Desk
Storage Cabinets	PLC	F&E	10/10/2014	9315	\$625.15	\$625.15	\$625.15	Independence Business Supply
Bulletin Boards	PLC	F&E	10/10/2014	9315	\$291.87	\$291.87	\$291.87	Independence Business Supply
Headphones	PLC	F&E	10/29/2014	9315	\$490.80	\$490.80	\$490.80	CDW*Government

SSF PROJECTS

PROJECT December 31 2018	BUILDING	Land, Building Vehicles, F&E	CHECK DATE	SPECIAL COST CENTER	ESTIMATED COST	ACTUAL COST MTD	ACTUAL COST TO DATE	CONTRACTOR/ VENDOR
Tables	PLC	F&E	11/6/2014	9315	\$1,818.88	\$1,818.88	\$1,818.88	Ohio Desk
Chair	PLC	F&E	11/20/2014	9315	\$312.00	\$312.00	\$312.00	Independence Business Supply
Display Integration Services	PLC	F&E	11/20/2014	9315	\$894.94	\$894.94	\$894.94	Tierney Brothers, Inc
Table	PLC	F&E	11/30/2014	9315	\$548.50	\$548.50	\$548.50	Ohio Desk
Folding Tables	PLC	F&E	12/18/2014	9315	\$496.16	\$496.16	\$496.16	Ohio Desk
File drawers	PLC	F&E	12/10/2014	9315	\$275.97	\$275.97	\$275.97	Independence Business Supply
Architectural Services	PLC	F&E	12/29/2014	9315	\$20,439.60	\$20,439.60	\$20,439.60	Neville Architects
Smartboard Warranty	PLC	F&E	1/22/2015	9315	\$69.00	\$69.00	\$69.00	Tierney Brothers, Inc
Cable infrastructure and equipment	PLC	F&E	5/31/2015	9315	(\$10,539.09)	(\$10,539.09)	(\$10,539.09)	Cable Communications
Desktop Computers	PLC	F&E	5/31/2015	9315	(\$3,858.35)	(\$3,858.35)	(\$3,858.35)	Chicago Micro
Architectural Services	PLC	F&E	5/31/2015	9315	(\$15,556.75)	(\$15,556.75)	(\$15,556.75)	Neville Architects
Architectural Services	PLC	F&E	5/31/2015	9315	(\$20,439.60)	(\$20,439.60)	(\$20,439.60)	Neville Architects
Overage on furniture	PLC	F&E	5/31/2015	9315	(\$2,343.91)	(\$2,343.91)	(\$2,343.91)	Various
Architectural Services	PLC	F&E	8/21/2015	9315	\$1,647.50	\$1,647.50	\$1,647.50	Neville Architects
Architectural Services	PLC	F&E	8/21/2015	9315	(\$1,647.50)	(\$1,647.50)	(\$1,647.50)	Neville Architects
General Projects								
Reading Books	District	F&E	6/8/2012	9182	\$975.22	\$975.22	\$975.22	Scholastic Magazines
Total SSF Projects							\$2,475,568.82	

* expense reclassified to Bond Fund from General Fund in Jan '07

** expense reclassified to SCC 9168 from General Fund in June '12

FY2018 BOND ISSUE

PROJECT	BUILDING	Land Impr., Building, Vehicles, F&E	CHECK DATE	SPECIAL COST CENTER	ESTIMATED COST	ACTUAL COST MTD	ACTUAL COST TO DATE	CONTRACTOR/ VENDOR
<u>FY18 Bond \$20.1 MM - SCC 9400</u>								
ON & HS Parking Lots	District	Land Impr.	2/16/2018	9400	\$7,643.80	\$7,643.80	\$7,643.80	Van Auken Akins Architects LLC
Professional Design Services	District	Building	3/12/2018	9400	\$210,273.14	\$210,273.14	\$210,273.14	Legat Architects, Inc
Onaway Parking Lot	Onaway	Land Impr.	4/12/2018	9400	\$21,676.55	\$21,676.55	\$21,676.55	Van Auken Akins Architects LLC
High School South Parking Lot	High School	Land Impr.	4/12/2018	9400	\$10,397.60	\$10,397.60	\$10,397.60	Van Auken Akins Architects LLC
High School Boiler	High School	F&E	4/30/2018	9400	\$92,976.80	\$92,976.80	\$92,976.80	DB Johnson Company
Elevator Renovation	High School	F&E	5/11/2018	9400	\$80,940.00	\$80,940.00	\$80,940.00	Lakeland Management Systems Inc
High School Parking Lot	High School	Land Impr.	5/11/2018	9400	\$3,083.08	\$3,083.08	\$3,083.08	Van Auken Akins Architects LLC
Onaway Parking Lot	Onaway	Land Impr.	5/11/2018	9400	\$8,475.81	\$8,475.81	\$8,475.81	Van Auken Akins Architects LLC
Construction Site Stormwater Permit	Onaway	Land Impr.	5/17/2018	9400	\$200.00	\$200.00	\$200.00	Treasurer, State of Ohio (Ohio EPA)
Facilities Improvement	District	Building	6/7/2018	9400	\$70,949.51	\$70,949.51	\$70,949.51	Legat Architects, Inc
Facilities Improvement	District	Building	6/14/2018	9400	\$70,337.52	\$70,337.52	\$70,337.52	Legat Architects, Inc
Elevator Modification	High School	F&E	6/28/2018	9400	\$45,080.00	\$45,080.00	\$45,080.00	Lakeland Management Systems Inc
High School Parking Lot	High School	Land Impr.	6/28/2018	9400	\$1,890.00	\$1,890.00	\$1,890.00	Van Auken Akins Architects LLC
Onaway Parking Lot	Onaway	Land Impr.	6/28/2018	9400	\$2,482.75	\$2,482.75	\$2,482.75	Van Auken Akins Architects LLC
High School Boiler	High School	F&E	6/28/2018	9400	\$146,106.40	\$146,106.40	\$146,106.40	DB Johnson Company
High School Parking Lot	High School	Land Impr.	6/30/2018	9400	\$2,663.63	\$2,663.63	\$2,663.63	Van Auken Akins Architects LLC
BO Security Upgrades	Boulevard	F&E	7/24/2018	9400	\$42,250.31	\$42,250.31	\$42,250.31	Bailey Communications, Inc.
HS Security Upgrades	High School	F&E	7/24/2018	9400	\$42,250.32	\$42,250.32	\$42,250.32	Bailey Communications, Inc.
HS Foundation & Wall Repair	High School	Building	7/24/2018	9400	\$71,691.00	\$71,691.00	\$71,691.00	Lakeland Management Systems Inc
ON Foundation & Wall Repair	Onaway	Building	7/24/2018	9400	\$36,753.00	\$36,753.00	\$36,753.00	Lakeland Management Systems Inc
ME Renovation of Classroom Space	Mercer	Building	7/24/2018	9400	\$43,440.00	\$43,440.00	\$43,440.00	Lakeland Management Systems Inc
Elevator Modification	High School	F&E	7/24/2018	9400	\$40,963.00	\$40,963.00	\$40,963.00	Lakeland Management Systems Inc
Pilot Classroom Renovations	District	F&E	7/24/2018	9400	\$67,609.70	\$67,609.70	\$67,609.70	Sterling Professional Group
High School Parking Lot Improvements	High School	Land Impr.	7/31/2018	9400	\$88,780.00	\$88,780.00	\$88,780.00	Chagrin Valley Paving
Onaway Parking Lot	Onaway	Land Impr.	7/31/2018	9400	\$64,814.00	\$64,814.00	\$64,814.00	Chagrin Valley Paving
Professional Design Services	District	Building	7/31/2018	9400	\$10,699.80	\$10,699.80	\$10,699.80	Legat Architects, Inc
Onaway Parking Lot	Onaway	Land Impr.	7/31/2018	9400	\$4,157.19	\$4,157.19	\$4,157.19	Van Auken Akins Architects LLC
Woodbury Elementary Roof Replacement	Woodbury	Building	8/8/2018	9400	\$271,637.68	\$271,637.68	\$271,637.68	Garland/DBS, Inc.
Onaway Elementary School Roof	Onaway	Building	8/8/2018	9400	\$52,029.60	\$52,029.60	\$52,029.60	Garland/DBS, Inc.
High School Parking Lot	High School	Land Impr.	8/8/2018	9400	\$85,272.24	\$85,272.24	\$85,272.24	Chagrin Valley Paving
Onaway Parking Lot	Onaway	Land Impr.	8/8/2018	9400	\$296,588.95	\$296,588.95	\$296,588.95	Chagrin Valley Paving
High School Water Line	High School	Land Impr.	8/8/2018	9400	\$33,869.70	\$33,869.70	\$33,869.70	Chagrin Valley Paving
Onaway Sidewalk and Curb	Onaway	Land Impr.	8/8/2018	9400	\$2,839.42	\$2,839.42	\$2,839.42	Chagrin Valley Paving
High School Parking Lot	High School	Land Impr.	8/8/2018	9400	\$10,220.14	\$10,220.14	\$10,220.14	Chagrin Valley Paving
High School Parking Lot	High School	Land Impr.	8/8/2018	9400	\$46,422.82	\$46,422.82	\$46,422.82	Chagrin Valley Paving
District Wide Niagara Automation Sys	District	Building	8/14/2018	9400	\$109,271.70	\$109,271.70	\$109,271.70	Gardiner Service Company
High School and Blvd Security upgrades	HS/Blvd	Building	8/14/2018	9400	\$66,213.78	\$66,213.78	\$66,213.78	Bailey Communications, Inc.
Pilot Classroom Renovations	District	Building	8/18/2018	9400	\$15,916.00	\$15,916.00	\$15,916.00	Sterling Professional Group
High School and Blvd Roof Repair	HS/Blvd	Building	8/18/2018	9400	\$235,580.00	\$235,580.00	\$235,580.00	Lakeland Management Systems Inc
High School Boiler	High School	Building	8/18/2018	9400	\$26,564.80	\$26,564.80	\$26,564.80	DB Johnson Company
Middle School Painting	Middle School	Building	8/18/2018	9400	\$6,565.00	\$6,565.00	\$6,565.00	Kastra, LLC
High School Elevator Modernization	High School	Building	8/18/2018	9400	\$69,299.00	\$69,299.00	\$69,299.00	Lakeland Management Systems Inc
Mercer Classroom Renovation	Mercer	Building	8/18/2018	9400	\$26,942.00	\$26,942.00	\$26,942.00	Lakeland Management Systems Inc
HS Foundation & Wall Repair	High School	Building	8/18/2018	9400	\$85,409.00	\$85,409.00	\$85,409.00	Lakeland Management Systems Inc
ON Foundation & Wall Repair	Onaway	Building	8/18/2018	9400	\$16,115.00	\$16,115.00	\$16,115.00	Lakeland Management Systems Inc

FY2018 BOND ISSUE

PROJECT	BUILDING	Land Impr., Building, Vehicles, F&E	CHECK DATE	SPECIAL COST CENTER	ESTIMATED COST	ACTUAL COST MTD	ACTUAL COST TO DATE	CONTRACTOR/ VENDOR
High School Boiler	High School	Building	8/18/2018	9400	\$517,960.00	\$517,960.00	\$517,960.00	ABC Piping, CO.
Middle School Painting	Middle School	Building	8/23/2018	9400	\$157,560.00	\$157,560.00	\$157,560.00	Kastra, LLC
Professional Design Services	District	Building	8/23/2018	9400	\$22,155.00	\$22,155.00	\$22,155.00	Legat Architects, Inc
High School Abatement	High School	Building	8/23/2018	9400	\$26,240.00	\$26,240.00	\$26,240.00	Total Environmental Services
Mercer Abatement	Mercer	Building	8/23/2018	9400	\$4,200.00	\$4,200.00	\$4,200.00	Total Environmental Services
Onaway Parking Lot Design Srv	Onaway	Land Impr.	8/23/2018	9400	\$4,859.07	\$4,859.07	\$4,859.07	Van Auken Akins Architects LLC
ON & HS Parking Lots	Onaway /HS	Land Impr.	9/14/2018	9400	\$17,827.33	\$17,827.33	\$17,827.33	Van Auken Akins Architects LLC
District Automation System	District	Building	9/21/2018	9400	\$51,796.80	\$51,796.80	\$51,796.80	Gardiner Service Company
High School and Blvd Security upgrades	HS/Blvd	Building	9/21/2018	9400	\$13,229.59	\$13,229.59	\$13,229.59	Bailey Communications, Inc.
Onaway Elementary School Roof	Onaway	Building	9/21/2018	9400	\$174,173.95	\$174,173.95	\$174,173.95	Garland/DBS, Inc.
Mercer Classroom Renovation	Mercer	Building	9/21/2018	9400	\$40,051.00	\$40,051.00	\$40,051.00	Lakeland Management Systems Inc
Woodbury Elementary Roof Replacement	Woodbury	Building	9/21/2018	9400	\$573,558.29	\$573,558.29	\$573,558.29	Garland/DBS, Inc.
Pilot Classroom Renovations	District	Building	9/24/2018	9400	\$274,381.26	\$274,381.26	\$274,381.26	Sterling Professional Group
Professional Design Services	District	Building	9/27/2018	9400	\$50,272.64	\$50,272.64	\$50,272.64	Legat Architects, Inc
Woodbury Elementary Roof Replacement	Woodbury	Building	9/30/2018	9400	\$362,041.23	\$362,041.23	\$362,041.23	Garland/DBS, Inc.
High School and Blvd Roof Repair	HS/Blvd	Building	9/30/2018	9400	\$41,725.00	\$41,725.00	\$41,725.00	Lakeland Management Systems Inc
High School South Parking Lot	High School	Land Impr.	9/30/2018	9400	\$3,947.39	\$3,947.39	\$3,947.39	Van Auken Akins Architects LLC
High School Elevator Modernization	High School	Building	9/30/2018	9400	\$32,978.00	\$32,978.00	\$32,978.00	Lakeland Management Systems Inc
Mercer Classroom Renovation	Mercer	Building	9/30/2018	9400	\$8,576.00	\$8,576.00	\$8,576.00	Lakeland Management Systems Inc
Mercer Waterline Replacement	Mercer	Building	9/30/2018	9400	\$80,751.16	\$80,751.16	\$80,751.16	Tap Construction Ltd.
High School Elevator Modernization	High School	Building	9/30/2018	9400	\$21,680.00	\$21,680.00	\$21,680.00	Lakeland Management Systems Inc
High School South Parking Lot	High School	Land Impr.	9/30/2018	9400	\$236,324.82	\$236,324.82	\$236,324.82	Chagrin Valley Paving
Onaway Parking Lot	Onaway	Land Impr.	9/30/2018	9400	\$161,426.63	\$161,426.63	\$161,426.63	Chagrin Valley Paving
High School South Parking Lot	High School	Land Impr.	10/12/2018	9400	\$320.00	\$320.00	\$320.00	Van Auken Akins Architects LLC
Onaway Parking Lot	Onaway	Land Impr.	10/12/2018	9400	\$3,495.25	\$3,495.25	\$3,495.25	Van Auken Akins Architects LLC
District Automation System	District	Building	10/17/2018	9400	\$129,406.50	\$129,406.50	\$129,406.50	Gardiner Service Company
Pilot Classroom Renovations	District	Building	10/17/2018	9400	\$35,993.04	\$35,993.04	\$35,993.04	Sterling Professional Group
High School and Blvd Security upgrades	HS/Blvd	Building	10/17/2018	9400	\$14,769.36	\$14,769.36	\$14,769.36	Bailey Communications, Inc.
HS/ON Foundation & Wall Repair	HS/ON	Land Impr.	10/17/2018	9400	\$23,927.60	\$23,927.60	\$23,927.60	Lakeland Management Systems Inc
Onaway Parking Lot	Onaway	Land Impr.	10/26/2018	9400	\$3,100.00	\$3,100.00	\$3,100.00	Van Auken Akins Architects LLC
Woodbury Elementary Roof Replacement	Woodbury	Building	10/30/2018	9400	\$60,829.12	\$60,829.12	\$60,829.12	Garland/DBS, Inc.
Woodbury Elementary Roof Replacement	Woodbury	Building	10/30/2018	9400	\$13,246.80	\$13,246.80	\$13,246.80	Garland/DBS, Inc.
Onaway Roof Improvement	Onaway	Building	10/30/2018	9400	\$11,905.45	\$11,905.45	\$11,905.45	Garland/DBS, Inc.
HS Roof Improvement	High School	Building	10/30/2018	9400	\$11,000.00	\$11,000.00	\$11,000.00	Lakeland Management Systems Inc
BO Roof Improvement	Boulevard	Building	10/30/2018	9400	\$11,000.00	\$11,000.00	\$11,000.00	Lakeland Management Systems Inc
Security Upgrades	Blvd & HS	Building	12/7/2018	9400	\$14,485.94	\$14,485.94	\$14,485.94	Bailey Communications, Inc.
Niagra Building Automation System	District	Building	12/17/2018	9400	\$44,195.40	\$44,195.40	\$44,195.40	Gardiner Service Company
Niagra Building Automation System	District	Building	12/18/2018	9400	\$36,259.20	\$36,259.20	\$36,259.20	Gardiner Service Company
Fire Alarm System Improvements	High School	Building	12/18/2018	9400	\$72,496.00	\$72,496.00	\$72,496.00	Dial Electric LTD
Professional Design Services	District	Building	12/21/2018	9400	\$30,621.25	\$30,621.25	\$30,621.25	Van Auken Akins Architects LLC
Parking Lot Improve HS & Onaway	HS/ON	Land Impr.	12/7/2018	9400	\$92,195.00	\$92,195.00	\$92,195.00	Chagrin Valley Paving
Professional Design Services	District	Building	1/11/2019	9400	\$5,958.75	\$5,958.75	\$5,958.75	Van Auken Akins Architects LLC
Smoke and Heat Detectors	High School	F&E	1/17/2019	9400	\$165,218.20	\$165,218.20	\$165,218.20	Dial Electric LTD
Boiler Installation	High School	F&E	1/17/2019	9400	\$513,407.84	\$513,407.84	\$513,407.84	ABC Piping, CO.
Exterior Water Line Replacement	Mercer	F&E	1/31/2019	9400	\$41,639.00	\$41,639.00	\$41,639.00	Tap Construction Ltd.
Niagra Building Automation System	District	Building	2/14/2019	9400	\$31,373.10	\$31,373.10	\$31,373.10	Gardiner Service Company
Smoke and Heat Detectors	High School	F&E	2/14/2019	9400	\$72,017.79	\$72,017.79	\$72,017.79	Dial Electric LTD

FY2018 BOND ISSUE

PROJECT	BUILDING	Land Impr., Building, Vehicles, F&E	CHECK DATE	SPECIAL COST CENTER	ESTIMATED COST	ACTUAL COST MTD	ACTUAL COST TO DATE	CONTRACTOR/ VENDOR
Parking Lot Improve HS & Onaway	HS/ON	Land Impr.	2/14/2019	9400	\$62,328.64	\$62,328.64	\$62,328.64	Chagrin Valley Paving
Professional Design Services	District	Building	2/21/2019	9400	\$112,866.77	\$112,866.77	\$112,866.77	Van Auken Akins Architects LLC
District Wide replacement of automation	District	F&E	3/7/2019	9400	\$24,334.20	\$24,334.20	\$24,334.20	Gardiner Service Company
Professional Design Services	District	Building	3/26/2019	9400	\$44,674.99	\$44,674.99	\$44,674.99	Van Auken Akins Architects LLC
Project Management Services	District	F&E	3/27/2019	9400	\$2,531.25	\$2,531.25	\$2,531.25	Cleora Management
Project Management Services	District	F&E	3/28/2019	9400	\$7,653.86	\$7,653.86	\$7,653.86	Cleora Management
Security Systems	Administration	F&E	3/29/2019	9400	\$4,890.00	\$4,890.00	\$4,890.00	Gardiner Service Company
Map and Document Sewer	District	F&E	3/29/2019	9400	\$5,950.00	\$5,950.00	\$5,950.00	Lake County Sewer Co.
HS Capital Projects	High School	Land Impr.	3/29/2019	9400	\$3,798.00	\$3,798.00	\$3,798.00	Professional Services
District Wide replacement of automation	District	F&E	3/31/2019	9400	\$8,406.00	\$8,406.00	\$8,406.00	Gardiner Service Company
Fire Alarm System Improvements	High School	F&E	3/31/2019	9400	\$50,185.00	\$50,185.00	\$50,185.00	Dial Electric LTD
Exterior Water Line Replacement	Mercer	F&E	4/7/2019	9400	\$6,943.84	\$6,943.84	\$6,943.84	Tap Construction Ltd.
Survey and utility locating	Boulevard	F&E	4/8/2019	9400	\$9,800.00	\$9,800.00	\$9,800.00	Dempsey Surveying Co.
Survey and utility locating	Lomond	F&E	4/8/2019	9400	\$14,300.00	\$14,300.00	\$14,300.00	Dempsey Surveying Co.
Survey and utility locating	High School	F&E	4/8/2019	9400	\$5,125.00	\$5,125.00	\$5,125.00	Dempsey Surveying Co.
Classroom Furniture	High School	F&E	4/11/2019	9400	\$6,779.50	\$6,779.50	\$6,779.50	Independence Business Supply
Professional Design Services	Boulevard	F&E	4/11/2019	9400	\$5,927.80	\$5,927.80	\$5,927.80	Van Auken Akins Architects LLC
Professional Design Services	Lomond	F&E	4/11/2019	9400	\$11,754.65	\$11,754.65	\$11,754.65	Van Auken Akins Architects LLC
Professional Design Services	High School	F&E	4/11/2019	9400	\$9,049.60	\$9,049.60	\$9,049.60	Van Auken Akins Architects LLC
Professional Design Services	Onaway	F&E	4/11/2019	9400	\$2,988.35	\$2,988.35	\$2,988.35	Van Auken Akins Architects LLC
Professional Design Services	Woodbury	F&E	4/11/2019	9400	\$9,180.00	\$9,180.00	\$9,180.00	Van Auken Akins Architects LLC
Fire Alarm System Improvements	High School	F&E	4/22/2019	9400	\$42,686.00	\$42,686.00	\$42,686.00	Dial Electric LTD
Professional Design Services	High School	F&E	4/22/2019	9400	\$13,343.75	\$13,343.75	\$13,343.75	Legat Architects, Inc
Domestic Waterline Replacement	High School	F&E	4/22/2019	9400	\$25,000.00	\$25,000.00	\$25,000.00	Legat Architects, Inc
Media Center Modernization	High School	F&E	4/22/2019	9400	\$15,680.00	\$15,680.00	\$15,680.00	Legat Architects, Inc
Abatement, Monitoring, Testing and Report.	High School	F&E	4/22/2019	9400	\$7,826.25	\$7,826.25	\$7,826.25	Legat Architects, Inc
Investigate Storm & Sanitary Sewers	Boulevard	F&E	4/23/2019	9400	\$9,500.00	\$9,500.00	\$9,500.00	Lake County Sewer Co.
Investigate Storm & Sanitary Sewers	Mercer	F&E	4/23/2019	9400	\$4,750.00	\$4,750.00	\$4,750.00	Lake County Sewer Co.
Project Management Services	District	F&E	5/13/2019	9400	\$4,228.13	\$4,228.13	\$4,228.13	Cleora Management
Investigate Storm & Sanitary Sewers	Boulevard	F&E	5/13/2019	9400	\$5,950.00	\$5,950.00	\$5,950.00	Lake County Sewer Co.
Project Management Services	District	F&E	5/22/2019	9400	\$6,151.97	\$6,151.97	\$6,151.97	Cleora Management
Soil Boring, Sampling & Analysis	Woodbury	F&E	5/30/2019	9400	\$8,698.00	\$8,698.00	\$8,698.00	Professional Service Industries
Design Servies	Mercer	F&E	5/30/2019	9400	\$7,996.80	\$7,996.80	\$7,996.80	Van Auken Akins Architects LLC
Soil Boring, Sampling & Analysis	Boulevard	F&E	5/31/2019	9400	\$5,994.00	\$5,994.00	\$5,994.00	Professional Service Industries
Survey and Utility Locating	Mercer	F&E	6/12/2019	9400	\$12,000.00	\$12,000.00	\$12,000.00	Dempsey Surveying Co.
Life Safety & IT Room	High School	F&E	6/12/2019	9400	\$40,570.00	\$40,570.00	\$40,570.00	Dial Electric LTD
Professional Design Services	District	F&E	6/30/2019	9400	\$324,943.24	\$324,943.24	\$324,943.24	Van Auken Akins Architects LLC
Project Management Services	District	F&E	7/3/2019	9400	\$1,718.88	\$1,718.88	\$1,718.88	Cleora Management
Permit for work approval	District	Building	7/12/2019	9400	\$875.50	\$875.50	\$875.50	City of Shaker Heights
Professional Design Services	District	F&E	7/31/2019	9400	\$20,150.35	\$20,150.35	\$20,150.35	Van Auken Akins Architects LLC
Fire Alarm System Improvements	High School	F&E	8/1/2019	9400	\$95,823.58	\$95,823.58	\$95,823.58	Dial Electric LTD
Boiler Installation	High School	F&E	8/22/2019	9400	\$152,396.16	\$152,396.16	\$152,396.16	ABC Piping, CO.
Professional Design Services	District	F&E	8/23/2019	9400	\$43,775.34	\$43,775.34	\$43,775.34	Van Auken Akins Architects LLC
District Wide replacement of automation	District	F&E	8/30/2019	9400	\$21,524.00	\$21,524.00	\$21,524.00	Gardiner Service Company
Boiler Installation	High School	F&E	8/30/2019	9400	\$20,240.00	\$20,240.00	\$20,240.00	ABC Piping, CO.
Fire Alarm System Improvements	High School	F&E	8/30/2019	9400	\$43,560.00	\$43,560.00	\$43,560.00	Dial Electric LTD
Professional Design Services	Mercer	F&E	8/30/2019	9400	\$807.18	\$807.18	\$807.18	Van Auken Akins Architects LLC

FY2018 BOND ISSUE

PROJECT	BUILDING	Land Impr., Building, Vehicles, F&E	CHECK DATE	SPECIAL COST CENTER	ESTIMATED COST	ACTUAL COST MTD	ACTUAL COST TO DATE	CONTRACTOR/ VENDOR
Project Management Services	District	F&E	8/30/2019	9400	\$20,682.75	\$20,682.75	\$20,682.75	Cleora Management
Professional Design Services	District	F&E	8/31/2019	9400	\$17,011.26	\$17,011.26	\$17,011.26	Van Auken Akins Architects LLC
Materials testing & inspection services	High School	Building	9/19/2019	9400	\$872.50	\$872.50	\$872.50	Professional Service Industries
Fire Alarm System Improvements	High School	F&E	9/26/2019	9400	\$46,278.60	\$46,278.60	\$46,278.60	Dial Electric LTD
Professional Design Services	Onaway	F&E	9/27/2019	9400	\$11,344.65	\$11,344.65	\$11,344.65	Van Auken Akins Architects LLC
Testing & Inspections	Boulevard	Building	9/30/2019	9400	\$3,142.00	\$3,142.00	\$3,142.00	Professional Service Industries
Professional Design Services	District	F&E	9/30/2019	9400	\$41,737.13	\$41,737.13	\$41,737.13	Van Auken Akins Architects LLC
Fire Alarm System Improvements	High School	F&E	9/30/2019	9400	\$41,340.00	\$41,340.00	\$41,340.00	Dial Electric LTD
Construction projects	District	Building	9/30/2019	9400	\$1,882,943.76	\$1,882,943.76	\$1,882,943.76	Gilbane Building Company
Testing and Inspections	Onaway	Building	10/3/2019	9400	\$9,597.00	\$9,597.00	\$9,597.00	Professional Service Industries
Project Management Services	District	Building	10/3/2019	9400	\$12,776.50	\$12,776.50	\$12,776.50	Cleora Management
Construction projects	District	Building	10/21/2019	9400	\$1,363,036.44	\$1,363,036.44	\$1,363,036.44	Gilbane Building Company
Project Management Services	District	Building	10/22/2019	9400	\$4,571.88	\$4,571.88	\$4,571.88	Cleora Management
Testing and Inspections	Boulevard	Building	10/31/2019	9400	\$1,397.00	\$1,397.00	\$1,397.00	Professional Service Industries
Professional Design Services	District	Building	10/31/2019	9400	\$8,960.40	\$8,960.40	\$8,960.40	Van Auken Akins Architects LLC
Construction projects	District	Building	10/31/2019	9400	\$165,997.45	\$165,997.45	\$165,997.45	Gilbane Building Company
Construction projects	District	Building	11/26/2019	9400	\$17,660.67	\$17,660.67	\$17,660.67	Gilbane Building Company
Testing and Inspections	District	Building	11/30/2019	9400	\$6,977.50	\$6,977.50	\$6,977.50	Professional Service Industries
Professional Design Services	District	Building	11/30/2019	9400	\$1,756.25	\$1,756.25	\$1,756.25	Van Auken Akins Architects LLC
Construction projects	District	Building	12/17/2019	9400	\$7,256.41	\$7,256.41	\$7,256.41	Gilbane Building Company
Fire Alarm System Improvements	High School	F&E	12/27/2019	9400	\$23,305.52	\$23,305.52	\$23,305.52	Dial Electric LTD
Professional Design Services	District	Building	1/31/2020	9400	\$11,205.00	\$11,205.00	\$11,205.00	Van Auken Akins Architects LLC
Boiler Installation	High School	F&E	1/31/2020	9400	\$2,950.00	\$2,950.00	\$2,950.00	Gardiner Service Company
Boiler Installation	District	F&E	1/31/2020	9400	\$74,228.10	\$74,228.10	\$74,228.10	Gardiner Service Company
Testing and Inspections	Fernway	Building	1/31/2020	9400	\$91.00	\$91.00	\$91.00	Professional Service Industries
Testing and Inspections	Fernway	Building	1/31/2020	9400	\$3,709.00	\$3,709.00	\$3,709.00	Professional Service Industries
Project Management Services	District	Building	1/21/2020	9400	\$767.25	\$767.25	\$767.25	Cleora Management
Construction projects	District	Building	1/21/2020	9400	\$212,567.56	\$212,567.56	\$212,567.56	Gilbane Building Company
Project Management Services	District	Building	2/28/2020	9400	\$286.00	\$286.00	\$286.00	Cleora Management
Surveying Services	Woodbury	Building	2/28/2020	9400	\$10,500.00	\$10,500.00	\$10,500.00	Dempsey Surveying Co.
Professional Design Services	District	Building	2/28/2020	9400	\$13,685.56	\$13,685.56	\$13,685.56	Van Auken Akins Architects LLC
Construction projects	District	Building	2/28/2020	9400	\$131,510.45	\$131,510.45	\$131,510.45	Gilbane Building Company
Permit for work approval	District	Building	3/31/2020	9400	\$45,624.05	\$45,624.05	\$45,624.05	City of Shaker Heights
Underground Utility Lines	Woodbury	Building	3/13/2020	9400	\$7,800.00	\$7,800.00	\$7,800.00	Ground Penetrating Radar Systems
Professional Design Services	Lomond	Building	3/31/2020	9400	\$8,839.90	\$8,839.90	\$8,839.90	Van Auken Akins Architects LLC
Boiler Installation	High School	F&E	3/16/2020	9400	\$152,233.00	\$152,233.00	\$152,233.00	ABC Piping, CO.
Testing and Inspections	Lomond	Building	4/15/2020	9400	\$417.00	\$417.00	\$417.00	Professional Service Industries
Professional Design Services	District	Building	4/30/2020	9400	\$8,180.50	\$8,180.50	\$8,180.50	Van Auken Akins Architects LLC
Construction projects	District	Building	4/30/2020	9400	\$117,543.69	\$117,543.69	\$117,543.69	Gilbane Building Company
Testing and Inspections	District	Building	5/20/2020	9400	\$8,838.27	\$8,838.27	\$8,838.27	Professional Service Industries
Professional Design Services	District	Building	5/29/2020	9400	\$49,222.75	\$49,222.75	\$49,222.75	Van Auken Akins Architects LLC
Construction projects	District	Building	5/31/2020	9400	\$976,682.13	\$976,682.13	\$976,682.13	Gilbane Building Company
Testing and Inspections	District	Building	6/19/2020	9400	\$1,696.34	\$1,696.34	\$1,696.34	Professional Service Industries
Professional Design Services	District	Building	6/30/2020	9400	\$37,073.75	\$37,073.75	\$37,073.75	Van Auken Akins Architects LLC
Construction projects	District	Building	6/30/2020	9400	\$1,086,910.23	\$1,086,910.23	\$1,086,910.23	Gilbane Building Company
Testing and Inspections	District	Building	6/30/2020	9400	\$2,081.13	\$2,081.13	\$2,081.13	Professional Service Industries
Professional Design Services	District	Building	6/30/2020	9400	\$5,931.25	\$5,931.25	\$5,931.25	Van Auken Akins Architects LLC

FY2018 BOND ISSUE

PROJECT	BUILDING	Land Impr., Building, Vehicles, F&E	CHECK DATE	SPECIAL COST CENTER	ESTIMATED COST	ACTUAL COST MTD	ACTUAL COST TO DATE	CONTRACTOR/ VENDOR
HS Gym and Choir Room	High School	Building	7/31/2020	9400	\$61,207.30	\$61,207.30	\$61,207.30	Gardiner Service Company
Construction projects	District	Building	7/31/2020	9400	\$962,405.67	\$962,405.67	\$962,405.67	Gilbane Building Company
Professional Design Services	High School	Building	7/31/2020	9400	\$19,970.40	\$19,970.40	\$19,970.40	Glen D. Ramage Architect Inc.
Testing and Inspections	District	Building	7/31/2020	9400	\$14,562.00	\$14,562.00	\$14,562.00	Professional Service Industries
Machining, Manufacturing Classroom Design	High School	F&E	7/31/2020	9400	\$81,002.80	\$81,002.80	\$81,002.80	Sterling Professional Group
Professional Design Services	District	Building	7/31/2020	9400	\$34,350.00	\$34,350.00	\$34,350.00	Van Auken Akins Architects LLC
Testing and Inspections-Refund	District	Building	7/31/2020	9400	(\$6,337.50)	(\$6,337.50)	(\$6,337.50)	Professional Service Industries
Asbestos Abatement	High School	Building	8/31/2020	9400	\$50,454.16	\$50,454.16	\$50,454.16	Dial Electric LTD
Professional Design Services	District	Building	8/31/2020	9400	\$57,823.78	\$57,823.78	\$57,823.78	Van Auken Akins Architects LLC
Construction projects	District	Building	8/31/2020	9400	\$1,409,614.15	\$1,409,614.15	\$1,409,614.15	Gilbane Building Company
HS Gym and Choir Room	High School	Building	8/31/2020	9400	\$139,378.92	\$139,378.92	\$139,378.92	Gardiner Service Company
MS Paving	Middle School	F&E	8/31/2020	9400	\$32,158.00	\$32,158.00	\$32,158.00	Infinity Paving Company
Remove and Re-Install Electrical Feeder	Boulevard	F&E	9/30/2020	9400	\$30,444.58	\$30,444.58	\$30,444.58	Illuminating Company
Professional Design Services	Mercer	Building	9/30/2020	9400	\$32,643.75	\$32,643.75	\$32,643.75	Van Auken Akins Architects LLC
Construction projects	District	Building	9/30/2020	9400	\$1,288,329.88	\$1,288,329.88	\$1,288,329.88	Gilbane Building Company
Core Sampling	District	Building	9/30/2020	9400	\$14,890.00	\$14,890.00	\$14,890.00	Professional Service Industries
Temp Control System	Middle School	Building	10/28/2020	9400	\$6,500.00	\$6,500.00	\$6,500.00	Gardiner Service Company
HVAC Consulting Fees	District	Building	10/28/2020	9400	\$1,572.50	\$1,572.50	\$1,572.50	Fox Consulting
Gym & Choir Room HVAC Upgrades	High School	Building	10/29/2020	9400	\$111,316.27	\$111,316.27	\$111,316.27	Gardiner Service Company
Soil Sampling-LO&WO	District	Building	10/29/2020	9400	\$818.00	\$818.00	\$818.00	Professional Service Industries
Professional Design Services-LO, ME, MS	District	Building	10/30/2020	9400	\$8,630.00	\$8,630.00	\$8,630.00	Glen D. Ramage Architect Inc.
Machining Room Equipment delivery	High School	F&E	10/30/2020	9400	\$4,600.00	\$4,600.00	\$4,600.00	Shippers Highway Express Inc.
Professional Design Services	District	Building	11/30/2020	9400	\$10,632.50	\$10,632.50	\$10,632.50	Van Auken Akins Architects LLC
Construction projects	District	Building	11/30/2020	9400	\$600,548.04	\$600,548.04	\$600,548.04	Gilbane Building Company
Temp Control System	High School	Building	11/30/2020	9400	\$5,900.00	\$5,900.00	\$5,900.00	Gardiner Service Company
Machining Room	High School	F&E	11/30/2020	9400	\$84,501.00	\$84,501.00	\$84,501.00	Sterling Professional Group
Paving improvements	Lomond	Land Impr.	12/10/2020	9400	\$43,425.00	\$43,425.00	\$43,425.00	Cunningham Paving Company
Paving improvements	Mercer	Land Impr.	12/10/2020	9400	\$33,237.00	\$33,237.00	\$33,237.00	Cunningham Paving Company
HVAC Consulting Fees	District	Building	12/10/2020	9400	\$1,575.00	\$1,575.00	\$1,575.00	Fox Consulting
HS Gym & Choir Room	High School	F&E	12/31/2020	9400	\$93,104.51	\$93,104.51	\$93,104.51	Gardiner Service Company
HS North Gym Lighting	High School	F&E	12/23/2020	9400	\$10,500.00	\$10,500.00	\$10,500.00	Hidden Valley Electric Inc
Professional Design Services	District	Building	12/31/2020	9400	\$9,352.46	\$9,352.46	\$9,352.46	Van Auken Akins Architects LLC
Steam Trap Replacement	Lomond	F&E	1/22/2021	9400	\$17,990.00	\$17,990.00	\$17,990.00	Comfort Systems
South Gym Lighting Repairs	High School	F&E	1/29/2021	9400	\$34,660.00	\$34,660.00	\$34,660.00	Hidden Valley Electric Inc
Construction projects	District	Building	1/31/2021	9400	\$406,282.04	\$406,282.04	\$406,282.04	Gilbane Building Company
Project Management Services	Boulevard	Building	2/23/2021	9400	\$195.20	\$195.20	\$195.20	Cleora Management
Project Management Services	Woodbury	Building	2/23/2021	9400	\$229.57	\$229.57	\$229.57	Cleora Management
Project Management Services	Lomond	Building	2/23/2021	9400	\$68.73	\$68.73	\$68.73	Cleora Management
Construction Projects	District	Building	2/23/2021	9400	\$467,756.50	\$467,756.50	\$467,756.50	Gilbane Building Company
Professional Design Services	High School	Building	2/28/2021	9400	\$75.00	\$75.00	\$75.00	Van Auken Akins Architects LLC
Professional Design Services	Woodbury	Building	2/28/2021	9400	\$187.50	\$187.50	\$187.50	Van Auken Akins Architects LLC
Correct Pay Apps	District	Building	2/28/2021	9400	(\$539,943.34)	(\$539,943.34)	(\$539,943.34)	Gilbane Building Company
Aug 2020 Correction	District	Building	2/28/2021	9400	(\$17,176.28)	(\$17,176.28)	(\$17,176.28)	Van Auken Akins Architects LLC
Metals Lab Mechanical Design Fees	District	Building	3/12/2021	9400	\$9,262.50	\$9,262.50	\$9,262.50	Fox Consulting
Woodbury Piping	Woodbury	F&E	3/31/2021	9400	\$116,697.77	\$116,697.77	\$116,697.77	ABC Piping, CO.
RedTree Fees								

FY2018 BOND ISSUE

PROJECT	BUILDING	Land Impr., Building, Vehicles, F&E	CHECK DATE	SPECIAL COST CENTER	ESTIMATED COST	ACTUAL COST MTD	ACTUAL COST TO DATE	CONTRACTOR/ VENDOR
RedTree Investment Fees	District		5/31/2018	9400	\$703.00	\$703.00	\$703.00	RedTree Investment
RedTree Investment Fees	District		6/30/2018	9400	\$1,056.33	\$1,056.33	\$1,056.33	RedTree Investment
RedTree Investment Fees	District		7/31/2018	9400	\$1,015.76	\$1,015.76	\$1,015.76	RedTree Investment
RedTree Investment Fees	District		8/31/2018	9400	\$1,027.95	\$1,027.95	\$1,027.95	RedTree Investment
RedTree Investment Fees	District		9/30/2018	9400	\$1,036.74	\$1,036.74	\$1,036.74	RedTree Investment
RedTree Investment Fees	District		10/31/2018	9400	\$1,038.09	\$1,038.09	\$1,038.09	RedTree Investment
RedTree Investment Fees	District		11/30/2018	9400	\$764.52	\$764.52	\$764.52	RedTree Investment
RedTree Investment Fees	District		12/31/2018	9400	\$763.97	\$763.97	\$763.97	RedTree Investment
RedTree Investment Fees	District		1/31/2019	9400	\$759.72	\$759.72	\$759.72	RedTree Investment
RedTree Investment Fees	District		2/28/2019	9400	\$771.55	\$771.55	\$771.55	RedTree Investment
RedTree Investment Fees	District		3/31/2019	9400	\$761.97	\$761.97	\$761.97	RedTree Investment
RedTree Investment Fees	District		4/30/2019	9400	\$763.32	\$763.32	\$763.32	RedTree Investment
RedTree Investment Fees	District		5/31/2019	9400	\$764.63	\$764.63	\$764.63	RedTree Investment
RedTree Investment Fees	District		6/30/2019	9400	\$691.69	\$691.69	\$691.69	RedTree Investment
RedTree Investment Fees	District		7/31/2019	9400	\$689.79	\$689.79	\$689.79	RedTree Investment
RedTree Investment Fees	District		8/31/2019	9400	\$689.43	\$689.43	\$689.43	RedTree Investment
RedTree Investment Fees	District		9/30/2019	9400	\$689.98	\$689.98	\$689.98	RedTree Investment
RedTree Investment Fees	District		10/31/2019	9400	\$690.91	\$690.91	\$690.91	RedTree Investment
RedTree Investment Fees	District		11/30/2019	9400	\$691.92	\$691.92	\$691.92	RedTree Investment
RedTree Investment Fees	District		12/31/2019	9400	\$692.69	\$692.69	\$692.69	RedTree Investment
RedTree Investment Fees	District		1/31/2020	9400	\$469.12	\$469.12	\$469.12	RedTree Investment
RedTree Investment Fees	District		2/28/2020	9400	\$469.77	\$469.77	\$469.77	RedTree Investment
RedTree Investment Fees	District		3/31/2020	9400	\$466.08	\$466.08	\$466.08	RedTree Investment
RedTree Investment Fees	District		4/30/2020	9400	\$427.56	\$427.56	\$427.56	RedTree Investment
RedTree Investment Fees	District		5/31/2020	9400	\$428.33	\$428.33	\$428.33	RedTree Investment
RedTree Investment Fees	District		6/30/2020	9400	\$364.54	\$364.54	\$364.54	RedTree Investment
RedTree Investment Fees	District		7/31/2020	9400	\$309.01	\$309.01	\$309.01	RedTree Investment
RedTree Investment Fees	District		8/31/2020	9400	\$255.40	\$255.40	\$255.40	RedTree Investment
RedTree Investment Fees	District		9/30/2020	9400	\$257.59	\$257.59	\$257.59	RedTree Investment
RedTree Investment Fees	District		10/31/2020	9400	\$94.42	\$94.42	\$94.42	RedTree Investment
RedTree Investment Fees	District		11/30/2020	9400	\$93.03	\$93.03	\$93.03	RedTree Investment
RedTree Investment Fees	District		12/31/2020	9400	\$52.26	\$52.26	\$52.26	RedTree Investment
RedTree Investment Fees	District		1/31/2021	9400	\$28.31	\$28.31	\$28.31	RedTree Investment
RedTree Investment Fees	District		2/28/2021	9400	\$29.01	\$29.01	\$29.01	RedTree Investment
RedTree Investment Fees	District		3/31/2021	9400	\$28.39	\$28.39	\$28.39	RedTree Investment
<u>FY18 BANs \$9.9MM - SCC 9401</u>								
Woodbury Piping	Woodbury	F&E	3/31/2021	9401	\$40,202.23	\$40,202.23	\$40,202.23	ABC Piping, CO.
Bond Projects	District	Building	4/30/2021	9401	\$2,812.50	\$2,812.50	\$2,812.50	Van Auken Akins Architects LLC
Main Entrance Replacement	Middle School	Building	5/21/2021	9401	\$20,500.00	\$20,500.00	\$20,500.00	Capital Aluminum & Glass Corp
Capital Projects	District	Building	5/21/2021	9401	\$15,228.95	\$15,228.95	\$15,228.95	Gilbane Building Company
Capital Projects	Boulevard	Building	5/31/2021	9401	\$25,100.00	\$25,100.00	\$25,100.00	Capital Aluminum & Glass Corp
Capital Projects	District	Building	6/30/2021	9401	\$35,860.40	\$35,860.40	\$35,860.40	Gilbane Building Company
Architectual Services	District	Building	6/17/2021	9401	\$7,340.00	\$7,340.00	\$7,340.00	Glen D. Ramage Architect Inc.
Master Planning Project	District	Building	6/30/2021	9401	\$5,000.00	\$5,000.00	\$5,000.00	Project Management Consultants
Bond Projects	District	Building	6/30/2021	9401	\$375.00	\$375.00	\$375.00	Van Auken Akins Architects LLC
Steam Traps Project	Middle School	Building	6/30/2021	9401	\$839.39	\$839.39	\$839.39	Woodhill Supply

FY2018 BOND ISSUE

PROJECT	BUILDING	Land Impr., Building, Vehicles, F&E	CHECK DATE	SPECIAL COST CENTER	ESTIMATED COST	ACTUAL COST MTD	ACTUAL COST TO DATE	CONTRACTOR/ VENDOR
Bond Projects-correction	District	Building	6/30/2021	9401	(\$5,270.31)	(\$5,270.31)	(\$5,270.31)	Van Auken Akins Architects LLC
Steam Traps Project	Middle School	Building	6/30/2021	9401	\$22,282.58	\$22,282.58	\$22,282.58	Woodhill Supply
Bond Projects Adj	District	Building	6/30/2021	9401	\$447,358.74	\$447,358.74	\$447,358.74	Gilbane Building Company
Bond Projects Adj	District	Building	6/30/2021	9401	\$48,385.64	\$48,385.64	\$48,385.64	Gilbane Building Company
Master Planning Project	District	Building	7/30/2021	9401	\$5,000.00	\$5,000.00	\$5,000.00	Project Management Consultants
Master Planning Project	District	Building	7/31/2021	9401	\$5,000.00	\$5,000.00	\$5,000.00	Project Management Consultants
Master Planning Project	District	Building	8/25/2021	9401	\$5,000.00	\$5,000.00	\$5,000.00	Project Management Consultants
Bond Projects	District	Building	8/31/2021	9401	\$1,818.75	\$1,818.75	\$1,818.75	Van Auken Akins Architects LLC
Master Planning Project	District	Building	9/20/2021	9401	\$5,000.00	\$5,000.00	\$5,000.00	Project Management Consultants
Paving Projects	District	Building	10/18/2021	9401	\$108,600.30	\$108,600.30	\$108,600.30	North Coast Paving Company
Legal Services-Master Planning	District	Building	10/21/2021	9401	\$4,752.00	\$4,752.00	\$4,752.00	Thompson Hine LLP
Bond Projects	District	Building	10/26/2021	9401	\$1,500.00	\$1,500.00	\$1,500.00	Van Auken Akins Architects LLC
Bond Projects	District	Building	11/22/2021	9401	\$518.76	\$518.76	\$518.76	Van Auken Akins Architects LLC
Master Planning Project	District	Building	12/22/2021	9401	\$5,000.00	\$5,000.00	\$5,000.00	Project Management Consultants
Master Planning Project-Reimbursement	District	Building	12/31/2021	9401	(\$5,000.00)	(\$5,000.00)	(\$5,000.00)	SH Public Library
Master Planning Project	District	Building	1/13/2022	9401	\$5,000.00	\$5,000.00	\$5,000.00	Project Management Consultants
Bond Projects	Middle School	Building	1/13/2022	9401	\$475.00	\$475.00	\$475.00	Van Auken Akins Architects LLC
Master Planning Project	District	Building	2/11/2022	9401	\$5,000.00	\$5,000.00	\$5,000.00	Project Management Consultants
Paving Projects	District	Building	2/10/2022	9401	\$106,552.80	\$106,552.80	\$106,552.80	North Coast Paving Company
Master Planning Project	District	Building	4/14/2022	9401	\$5,000.00	\$5,000.00	\$5,000.00	Project Management Consultants
Reclass Fd001 exp to Fd004	Mercer	Building	5/31/2022	9401	\$61,585.00	\$61,585.00	\$61,585.00	Journal Entry
Reclass Fd001 exp to Fd004	Onaway	Building	5/31/2022	9401	\$41,515.00	\$41,515.00	\$41,515.00	Journal Entry
Reclass Fd001 exp to Fd004	Middle School	Building	5/31/2022	9401	\$378,536.22	\$378,536.22	\$378,536.22	Journal Entry
Reclass Fd001 exp to Fd004	Woodbury	Building	5/31/2022	9401	\$65,461.00	\$65,461.00	\$65,461.00	Journal Entry
Reclass Fd001 exp to Fd004	Mercer	Building	5/31/2022	9401	\$58,479.00	\$58,479.00	\$58,479.00	Journal Entry
Reclass Fd001 exp to Fd004	District	Building	5/31/2022	9401	\$17,994.50	\$17,994.50	\$17,994.50	Journal Entry
Reclass Fd001 exp to Fd004	District	Building	5/31/2022	9401	\$10,775.00	\$10,775.00	\$10,775.00	Journal Entry
Bus Garage & DLMO Roof	District	Building	6/23/2022	9401	\$468,563.51	\$468,563.51	\$468,563.51	Garland/DBS Inc.
Paving Projects	District	Building	6/30/2022	9401	\$23,905.90	\$23,905.90	\$23,905.90	North Coast Paving Company
Master Planning Project	District	Building	6/30/2022	9401	\$15,000.00	\$15,000.00	\$15,000.00	Project Management Consultants
Master Planning Project	District	Building	6/30/2022	9401	\$24,591.25	\$24,591.25	\$24,591.25	Van Auken Akins Architects LLC
Bond Projects	Boulevard	Building	6/30/2022	9401	\$4,597.39	\$4,597.39	\$4,597.39	Journal Entry
Bond Projects	Fernway	Building	6/30/2022	9401	\$9,145.00	\$9,145.00	\$9,145.00	Journal Entry
Bond Projects	Lomond	Building	6/30/2022	9401	\$11,193.00	\$11,193.00	\$11,193.00	Journal Entry
Bond Projects	Mercer	Building	6/30/2022	9401	\$6,450.00	\$6,450.00	\$6,450.00	Journal Entry
Bond Projects	Onaway	Building	6/30/2022	9401	\$36,222.29	\$36,222.29	\$36,222.29	Journal Entry
Bond Projects	Woodbury	Building	6/30/2022	9401	\$192,150.69	\$192,150.69	\$192,150.69	Journal Entry
Bond Projects	Middle School	Building	6/30/2022	9401	\$48,140.98	\$48,140.98	\$48,140.98	Journal Entry
Bond Projects	High School	Building	6/30/2022	9401	\$128,140.00	\$128,140.00	\$128,140.00	Journal Entry
Bond Projects	Transportation	Building	6/30/2022	9401	\$12,104.00	\$12,104.00	\$12,104.00	Journal Entry
Bond Projects	Service Center	Building	6/30/2022	9401	\$10,343.00	\$10,343.00	\$10,343.00	Journal Entry
Bond Projects	Bldgs & Grnds	Building	6/30/2022	9401	\$311,249.48	\$311,249.48	\$311,249.48	Journal Entry
Bond Projects	Admin	Building	6/30/2022	9401	\$2,250.00	\$2,250.00	\$2,250.00	Journal Entry
Bond Projects	Security	Building	6/30/2022	9401	\$112,882.77	\$112,882.77	\$112,882.77	Journal Entry
Bond Projects	Woodbury	Building	6/30/2022	9401	(\$41,559.57)	(\$41,559.57)	(\$41,559.57)	Journal Entry
Bond Projects	Admin	Building	6/30/2022	9401	(\$267.50)	(\$267.50)	(\$267.50)	Journal Entry
Master Planning Project	District	Building	6/30/2022	9401	(\$27,500.00)	(\$27,500.00)	(\$27,500.00)	Forward Together Billing

FY2018 BOND ISSUE

PROJECT	BUILDING	Land Impr., Building, Vehicles, F&E	CHECK DATE	SPECIAL COST CENTER	ESTIMATED COST	ACTUAL COST MTD	ACTUAL COST TO DATE	CONTRACTOR/ VENDOR
Paving Projects	District	Building	6/30/2022	9401	(\$87,268.75)	(\$87,268.75)	(\$87,268.75)	North Coast Paving Company
Bond Projects	Admin	Building	7/31/2022	9401	\$114,768.75	\$114,768.75	\$114,768.75	Journal Entry
Declaration of Intent								
MS Roof Replacement	Middle School	Building	12/29/2017	9401	\$1,588,550.55	\$1,588,550.55	\$1,588,550.55	Garland/DBS, Inc.
MS Cafeteria Ceiling Replacement	Middle School	Building	12/29/2017	9401	\$107,500.00	\$107,500.00	\$107,500.00	Engelke, Inc.
Architectural Services	District	Building	12/29/2017	9401	\$47,000.00	\$47,000.00	\$47,000.00	Legat KingScott, Inc.
RedTree Fees								
RedTree Investment Fees	District		1/31/2018	9401	\$62.47	\$62.47	\$62.47	RedTree Investment
RedTree Investment Fees	District		2/28/2018	9401	\$491.09	\$491.09	\$491.09	RedTree Investment
RedTree Investment Fees	District		3/31/2018	9401	\$465.93	\$465.93	\$465.93	RedTree Investment
RedTree Investment Fees	District		4/30/2018	9401	\$453.38	\$453.38	\$453.38	RedTree Investment
RedTree Investment Fees	District		5/31/2018	9401	\$429.61	\$429.61	\$429.61	RedTree Investment
RedTree Investment Fees	District		6/30/2018	9401	\$430.38	\$430.38	\$430.38	RedTree Investment
RedTree Investment Fees	District		7/31/2018	9401	\$430.79	\$430.79	\$430.79	RedTree Investment
RedTree Investment Fees	District		8/31/2018	9401	\$435.64	\$435.64	\$435.64	RedTree Investment
RedTree Investment Fees	District		9/30/2018	9401	\$439.49	\$439.49	\$439.49	RedTree Investment
RedTree Investment Fees	District		10/31/2018	9401	\$440.07	\$440.07	\$440.07	RedTree Investment
RedTree Investment Fees	District		11/30/2018	9401	\$440.55	\$440.55	\$440.55	RedTree Investment
RedTree Investment Fees	District		12/31/2018	9401	\$440.26	\$440.26	\$440.26	RedTree Investment
RedTree Investment Fees	District		1/31/2019	9401	\$446.85	\$446.85	\$446.85	RedTree Investment
RedTree Investment Fees	District		2/28/2019	9401	\$453.86	\$453.86	\$453.86	RedTree Investment
RedTree Investment Fees	District		3/31/2019	9401	\$448.27	\$448.27	\$448.27	RedTree Investment
RedTree Investment Fees	District		4/30/2019	9401	\$448.93	\$448.93	\$448.93	RedTree Investment
RedTree Investment Fees	District		5/31/2019	9401	\$449.58	\$449.58	\$449.58	RedTree Investment
RedTree Investment Fees	District		6/30/2019	9401	\$450.50	\$450.50	\$450.50	RedTree Investment
RedTree Investment Fees	District		7/31/2019	9401	\$451.36	\$451.36	\$451.36	RedTree Investment
RedTree Investment Fees	District		8/31/2019	9401	\$451.12	\$451.12	\$451.12	RedTree Investment
RedTree Investment Fees	District		9/30/2019	9401	\$451.47	\$451.47	\$451.47	RedTree Investment
RedTree Investment Fees	District		10/31/2019	9401	\$452.07	\$452.07	\$452.07	RedTree Investment
RedTree Investment Fees	District		11/30/2019	9401	\$452.75	\$452.75	\$452.75	RedTree Investment
RedTree Investment Fees	District		12/31/2019	9401	\$453.33	\$453.33	\$453.33	RedTree Investment
RedTree Investment Fees	District		1/31/2020	9401	\$462.51	\$462.51	\$462.51	RedTree Investment
RedTree Investment Fees	District		2/29/2020	9401	\$463.13	\$463.13	\$463.13	RedTree Investment
RedTree Investment Fees	District		3/31/2020	9401	\$459.39	\$459.39	\$459.39	RedTree Investment
RedTree Investment Fees	District		4/30/2020	9401	\$455.86	\$455.86	\$455.86	RedTree Investment
RedTree Investment Fees	District		5/31/2020	9401	\$456.36	\$456.36	\$456.36	RedTree Investment
RedTree Investment Fees	District		6/30/2020	9401	\$456.53	\$456.53	\$456.53	RedTree Investment
RedTree Investment Fees	District		7/31/2020	9401	\$463.12	\$463.12	\$463.12	RedTree Investment
RedTree Investment Fees	District		8/31/2020	9401	\$468.71	\$468.71	\$468.71	RedTree Investment
RedTree Investment Fees	District		9/30/2020	9401	\$472.75	\$472.75	\$472.75	RedTree Investment
RedTree Investment Fees	District		10/31/2020	9401	\$160.08	\$160.08	\$160.08	RedTree Investment
RedTree Investment Fees	District		11/30/2020	9401	\$157.72	\$157.72	\$157.72	RedTree Investment
RedTree Investment Fees	District		12/31/2020	9401	\$157.71	\$157.71	\$157.71	RedTree Investment
RedTree Investment Fees	District		1/31/2021	9401	\$161.20	\$161.20	\$161.20	RedTree Investment

FY2018 BOND ISSUE

PROJECT	BUILDING	Land Impr., Building, Vehicles, F&E	CHECK DATE	SPECIAL COST CENTER	ESTIMATED COST	ACTUAL COST MTD	ACTUAL COST TO DATE	CONTRACTOR/ VENDOR
RedTree Investment Fees	District		2/28/2021	9401	\$165.21	\$165.21	\$165.21	RedTree Investment
RedTree Investment Fees	District		3/31/2021	9401	\$161.68	\$161.68	\$161.68	RedTree Investment
RedTree Investment Fees	District		4/30/2021	9401	\$158.67	\$158.67	\$158.67	RedTree Investment
RedTree Investment Fees	District		5/31/2021	9401	\$24.36	\$24.36	\$24.36	RedTree Investment
RedTree Investment Fees	District		6/30/2021	9401	\$24.37	\$24.37	\$24.37	RedTree Investment
RedTree Investment Fees	District		7/31/2021	9401	\$23.21	\$23.21	\$23.21	RedTree Investment
RedTree Investment Fees	District		8/31/2021	9401	\$23.21	\$23.21	\$23.21	RedTree Investment
RedTree Investment Fees	District		9/30/2021	9401	\$23.22	\$23.22	\$23.22	RedTree Investment
RedTree Investment Fees	District		10/31/2021	9401	\$23.22	\$23.22	\$23.22	RedTree Investment
RedTree Investment Fees	District		11/30/2021	9401	\$23.22	\$23.22	\$23.22	RedTree Investment
RedTree Investment Fees	District		12/31/2021	9401	\$23.22	\$23.22	\$23.22	RedTree Investment
Total FY2018 BONDS							\$25,525,595.39	

SCC: 9400-9401 FY2018 Bonds

**SHAKER HEIGHTS CITY SCHOOL DISTRICT
FUND 004
CAPITAL PROJECT EXPENDITURES**

July 31, 2022

FUNDING SOURCE				
BOND		NON-BOND SOURCES		FUND 004 GRAND TOTALS
2018 BOND ISSUE		Other	SSF Projects	
SCC 9400-9401		SCC 9121, 9150, 9169-9171, 9178, 9181, 9314, 9316, 9620	SCC's 9164-9168, 9182, 9315	
Allocation	\$25,525,595.39	\$31,873,426.59	\$2,473,799.96	\$59,872,821.94
Spent to Date	25,525,595.39	31,410,791.82	2,475,568.82	\$59,411,956.03
Allocation Available	0.00	462,634.77	(1,768.86)	\$460,865.91
less Outstanding Encumbrances	300.00	0.00	5,030.01	\$5,330.01
Fund Balance Available	(\$300.00)	\$462,634.77	(\$6,798.87)	\$455,535.90

Cash Reconciliation:

Beginning of Month Cash	\$507,685.19
Receipts	67,949.47
(Disbursements)	(114,768.75)
End of Month Cash	<u>\$460,865.91</u>
	\$0.00

	A	B	C	D	E	F	G	H	I	J	K	L	M	N	O	P
1	SHAKER HEIGHTS CITY SCHOOL DISTRICT															
2	FUND 004															
3	SOURCE OF FUNDING															
4																
5	July 31, 2022															
6																
7																
8																
9	Source of Funding:	2004 Bond Issue	FY2012 & prior	FY2013	FY2014	FY2015	FY2016	FY2017	FY2018	FY2019	FY2020	FY2021	FY2022	FY2023	Total	
10	Bond Issuances															
11	Bond Anticipation Notes - Dec '04	\$0.00														\$0.00
12	Bonds-Series 2005 - April '05	0.00														\$0.00
13	Bond Anticipation Notes - Dec '06	0.00														\$0.00
14	Bonds-Series 2007 - April '07	0.00														\$0.00
15	Bond Anticipation Notes - June '08	0.00														\$0.00
16	Bonds-Series 2008 - November '08	0.00														\$0.00
17	BANs-Jul '12-Track and Turf Field - Unvoted Debt			0.00												\$0.00
18	BANs-Jul '12-HB 264 - Energy Conservation			0.00												\$0.00
19	Bond-Series 2012 - October '12-Buses			0.00												\$0.00
20	FY2018 Bond Issuance - Dec '17, Apr '18								30,000,000.00	0.00	-5,700,000.00	2,549.15	1,477.88			\$24,304,027.03
21	Interest Income-FY2018 Bond Issuance								41,569.44	595,435.74	491,040.78	87,196.69	6,325.71	0.00		\$1,221,568.36
22	Fernway Fire Allocation Adj-June 2020										5,700,000.00	-2,549.15	-1,477.88			\$5,695,972.97
23	Fernway Fire Insurance Proceeds									11,140,590.26	1,644,250.00	1,579,293.08	0.00	0.00		\$14,364,133.34
24	Non-Bond SCC Fund Bal.12/31/04		\$1,072,133.22													\$1,072,133.22
25	Reimb.of Declaration of Intent		796,692.21													\$796,692.21
26	Facility Fees		600,000.00													\$600,000.00
27	Interest Income		1,205,736.40	2,085.30	326.54	1,438.01	6,196.16	4,713.45	7,769.14	0.00	0.00	0.00	0.00	0.00		\$1,228,265.00
28	Bus Sales					1,500.00	0.00	0.00	0.00	0.00	0.00	0.00	0.00	0.00		\$1,500.00
29	Bus Note Issuances		3,348,318.70													\$3,348,318.70
30	Pyrmnt in Lieu of Taxes		689,742.19													\$689,742.19
31	Woodbury LOLA Project Contrib.		3,132.49													\$3,132.49
32	Gas well		45,073.46	1,071.10	2,236.54	664.29	833.46	569.24	1,390.64	473.57	227.02	368.30	0.00	0.00		\$52,907.62
33	Auction Proceeds													67,949.47		\$67,949.47
34	T-mobile Rental		106,640.00	24,966.00	26,220.00	26,220.00	26,220.00	26,220.00	28,710.90	30,153.00	32,665.75	30,153.00	30,153.00	0.00		\$388,321.65
35	Towerpoint Rental											10.00				\$10.00
36	Clearwire/Sprint Rental		42,265.33	25,267.96	23,840.52	26,741.21	27,543.48	28,369.73	29,220.84	30,097.48	31,000.43	50,745.36	0.00	0.00		\$315,092.34
37	SSF Project/Contribution Funds		1,593,484.08	150,535.24	53,314.55	15,400.27	105,936.77	63,213.89	1,603.00	47,467.91	1,311.85	136,549.22	75,328.18	0.00		\$2,244,144.96
38	SSF Project-Planetarium-HNB				50,000.00											\$50,000.00
39	SSF Project-Online Learning Center					93,900.00	0.00	0.00	0.00	0.00						\$93,900.00
40	SSF Project-Hot Spots-Pandemic										20,755.00	5,000.00	0.00	0.00		\$25,755.00
41	SSF FE Playground											175,000.00	1,477.88	0.00		\$176,477.88
42	Huntington Bank Planetarium Donation				75,000.00											\$75,000.00
43	Huntington Bank PLC Donation					15,000.00	15,000.00	15,000.00	15,000.00	0.00	0.00	0.00	0.00	0.00		\$60,000.00
44	City Reimb-repair of BB field(5/07)		24,020.00													\$24,020.00
45	Insurance Proceeds		254,323.66	8,342.81	2,362.56	18,244.88	0.00	2,539.29	6,469.86	139,807.72	66,717.01	0.00	2,191.52	0.00		\$500,999.31
46	Asbestos Litigation Settlement		13,441.51													\$13,441.51
47	PEP Repair of Ludlow		50,801.00													\$50,801.00
48	PTO Reimbursement		43,306.66		6,998.00		7,000.00	10,500.00	0.00	7,318.54	0.00	0.00	0.00	0.00		\$75,123.20
49	First Energy Rebate for Energy Savings (HB264)				57,128.00											\$57,128.00
50	Transfer fr. Fd1 (offset unused HB264 \$'s xfer fr. Fd4 to Fd2)				236,264.49											\$236,264.49
51	Transfer fr. Fd1 (OfficeMax & Medicaid)				2,000,000.00											\$2,000,000.00
52	USTA							20,000.00	0.00	0.00	0.00	0.00	0.00	0.00		\$20,000.00
53	FE Fire Library Grant										20,000.00	0.00	0.00	0.00		\$20,000.00
54																
55	TOTALS	\$0.00	\$9,889,110.91	\$212,268.41	\$2,533,691.20	\$199,108.66	\$188,729.87	\$171,125.60	\$30,131,733.82	\$11,991,344.22	\$2,307,967.84	\$2,064,305.65	\$115,486.29	\$67,949.47	\$59,872,821.94	\$0.00
56														\$0.00		
57																
58																